

Teacher's evaluation by the students

Several techniques have been devised to observe and analyze teacher behavior and interaction analysis in the classroom. It is very important that teaching should be modified with the changing teaching learning environment. Teaching is an interaction process between teachers and taught. The classroom teaching activities and events can be measured objectivity by employing these techniques. The different techniques and models used in modifying the behavior of the teacher will ensure effective learning. Thus, it is very important to provide different techniques and models to use. Therefore, the teachers may be helped in their teaching behavior and thus enhance teaching learning process. One of the most important techniques used is teacher's evaluation by students through five-point rating scale method and it has been proved very effective to motivate the teachers teaching behavior. The data analysis reveals the effectiveness of teacher behavior which is given below.

TABLE 1

Total No. of Teachers	1	2	3	4	5	6	7	8	9	10	11	12
Total marks	3220	3272.5	2413.5	2722.5	3217	3125	3138	3230	2144.5	2059	2846.5	2697
%	32.52	33.05	24.37	27.77	23.49	31.56	31.69	32.62	21.66	20.79	28.75	27.24

Sr Shila
PRINCIPAL
URSULINE WOMEN'S TEACHERS'
TRAINING COLLEGE
LOHARDAGA, JHARKHAND-835302

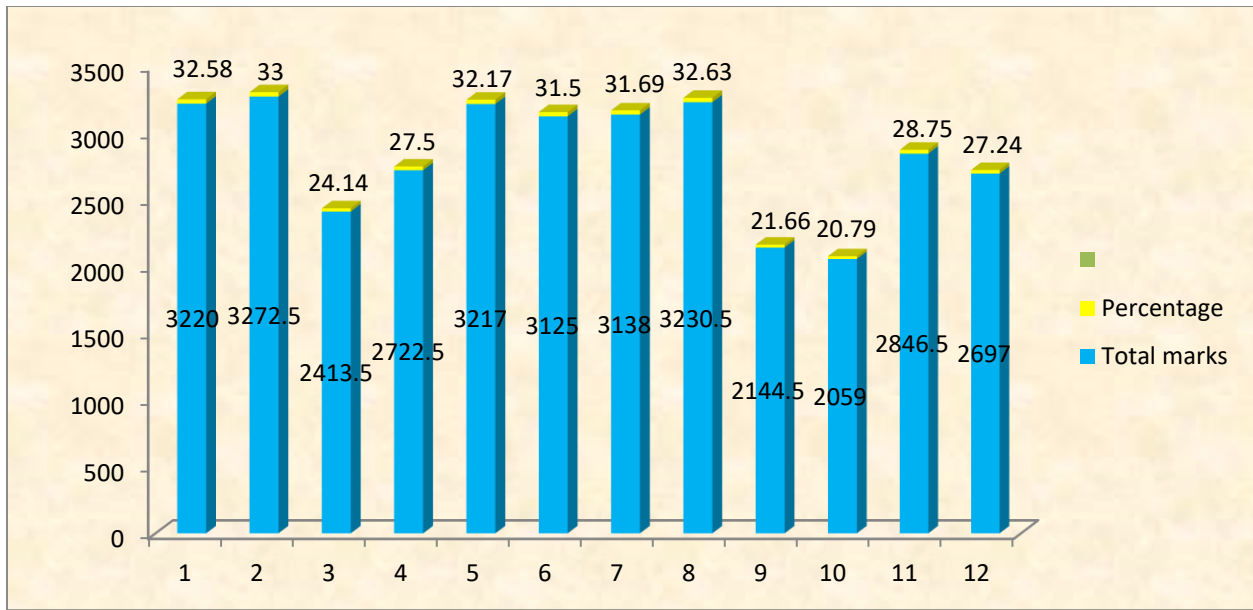


Figure 1: Shows the analysis of rating scales of all the teachers teaching behaviour evaluated by the 99 students.

From the above figure 1 it is inferred that Teacher 2 has been rated with 33% which is higher than all other teachers. Then Teacher 8 has been rated with 32.63% which is also higher than the other teachers respectively. Then Teacher 1 has been rated with 32.58%. Teacher 5 has been rated with 32.17%, Teacher 7 has been rated with 31.69% then comes Teacher 6 which has been rated with 31.55%, Teacher 11 (28.75%), Teacher 4 (27.77%), Teacher 12 (27.24%), Teacher 3 (24.14%), Teacher 9(21.66%) and then last comes Teacher 10 (20.79%).

TABLE -2

No. of the Teachers	Parameters	Marks	%
1	Knowledge Base	3730	37.67
2	Communication Skills	3483	35.18
3	Sincerity	3604	36.4
4	Interest Generation	3357.5	33.91
5	Ability to integrate course mat.	3398	34.32
6	Ability to integrate content	3357.5	33.91
7	Accessibility of teacher	3380.5	34.14
8	Ability to design quizzes/ exam.	3375	34.09
9	Provision for feed back	3326.5	33.6
10	Overall rating	3353.5	33.87

Sr Shila
PRINCIPAL
 URSULINE WOMEN'S TEACHERS'
 TRAINING COLLEGE
 LOHARDAGA, JHARKHAND-835302

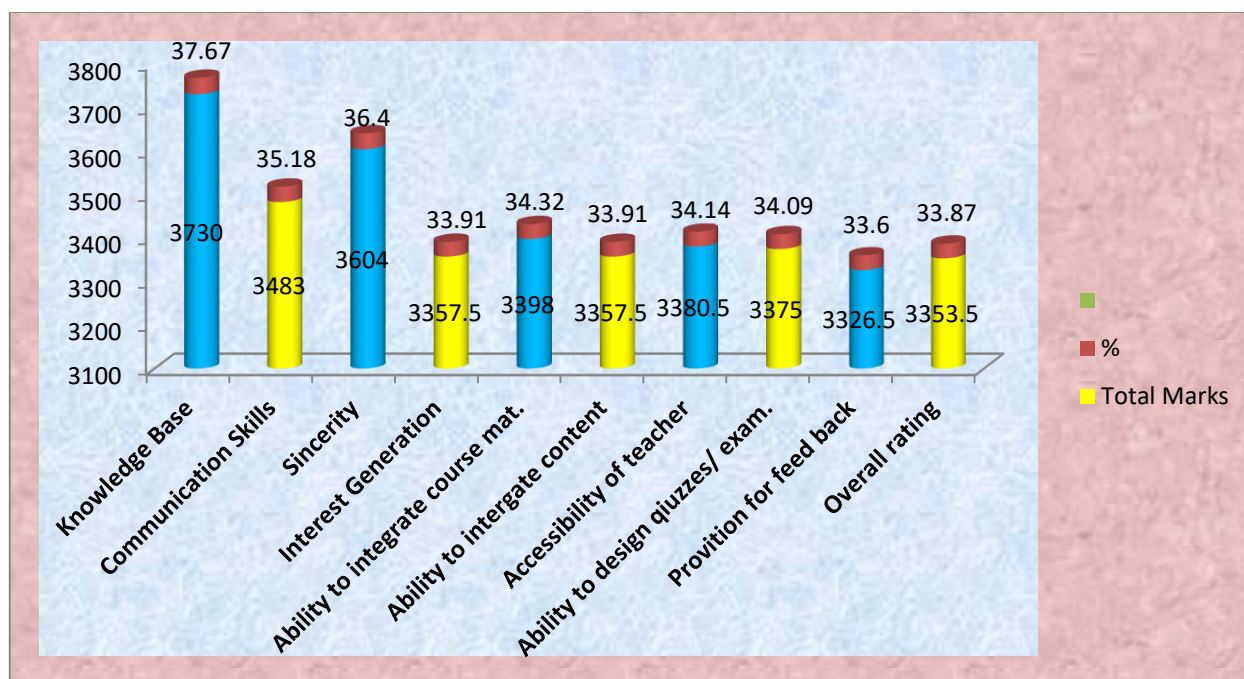


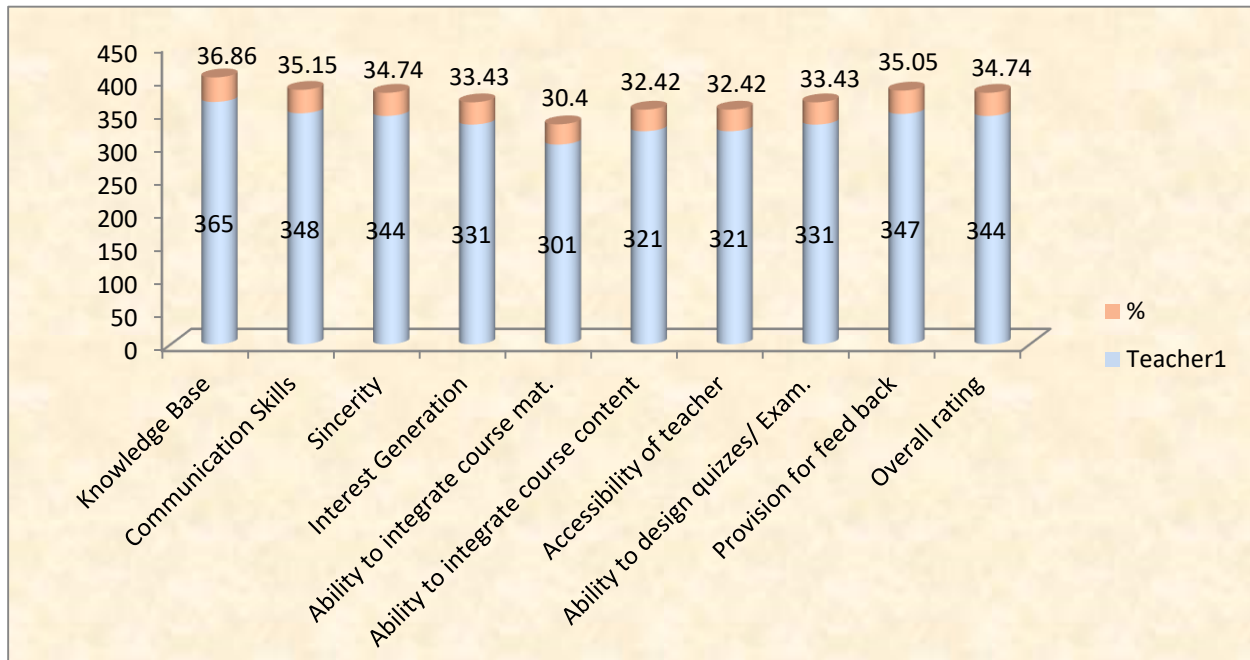
Figure 2: The above data and graph shows the analysis of all the teachers teaching behaviour in ten parameters

Overall analysis of Teachers in different parameters through graph and table 2 reveals that all the teachers have better knowledge of the subject matter. They are very much sincere in their teaching. Teachers are dedicated to their duty and have better communication skill due to which students do not have problem to understand the content matter. Teachers have also the good ability to integrate content material. They are sincere in their teaching, lesson planning and give enough time to the students to solve their problem. Teachers provide appropriate feedback so that the students have better understanding of the subject matter. The students are helped in others area of life. The teachers have the ability to organize different quizzes and exams due to which the students are free to interact with others and grow in better relationship with the teachers and others. Overall rating reveals that the teachers have good knowledge, and good understanding power to handle the students in different situations effectively.

Sr Shila
PRINCIPAL
 URSULINE WOMEN'S TEACHERS'
 TRAINING COLLEGE
 LOHARDAGA, JHARKHAND-835302

Parameter Wise analysis of the teachers teaching behaviour

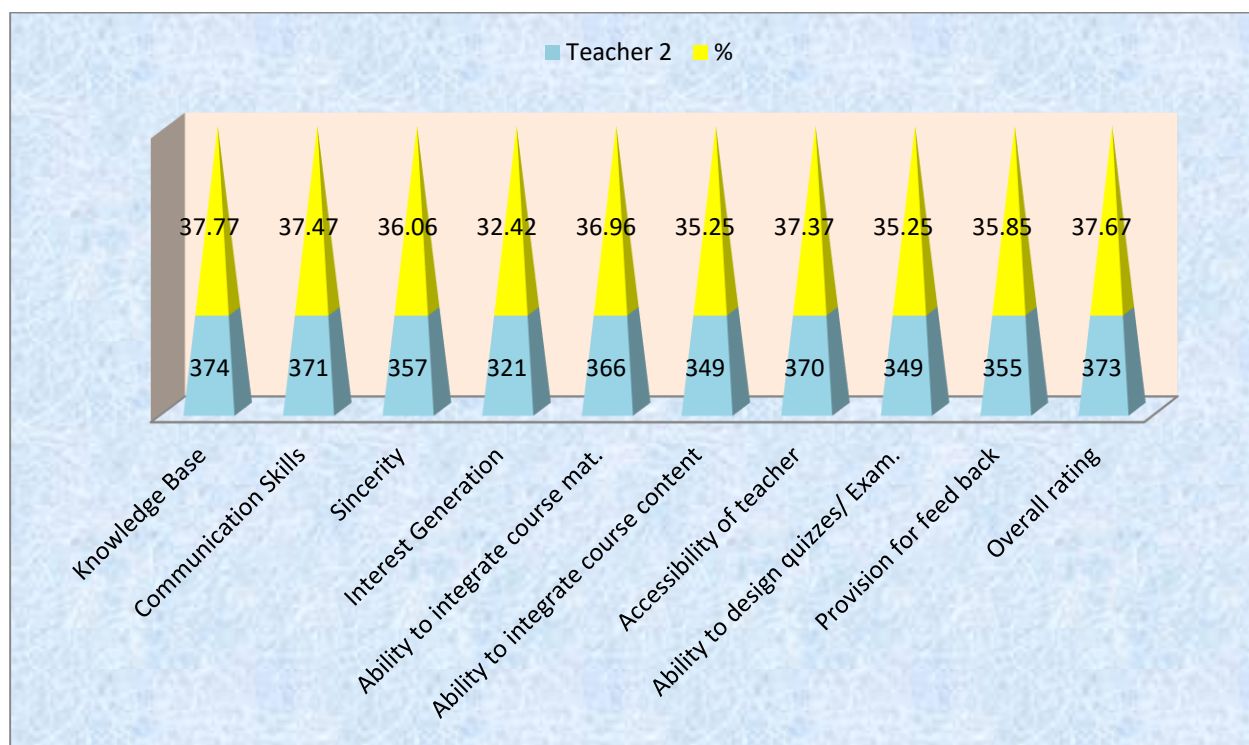
TEACHER 1



In the above figure Knowledge Base of Teacher- A is (36.86%) which is higher than the other Parameters such as, Communication Skills (35.15%), sincerity (34.74), Interest Generation (34.43%), Ability to integrate course material (30.4%), Ability to integrate course content (32.42%), Accessibility to teacher (32.43%), Ability to design quizzes/exam(33.43%), Provision for feedback (35.05%) and overall rating (34.74%). This may be due to the fact that the Teacher-A may be more knowledgeable and is master in course content. She may be having good communication skill to teach and interact with the students. She may be sincere in preparing her lesson well due to which the students have better understanding of the subject matter.

Sr Shila
PRINCIPAL
URSULINE WOMEN'S TEACHERS'
TRAINING COLLEGE
LOHARDAGA, JHARKHAND-835302

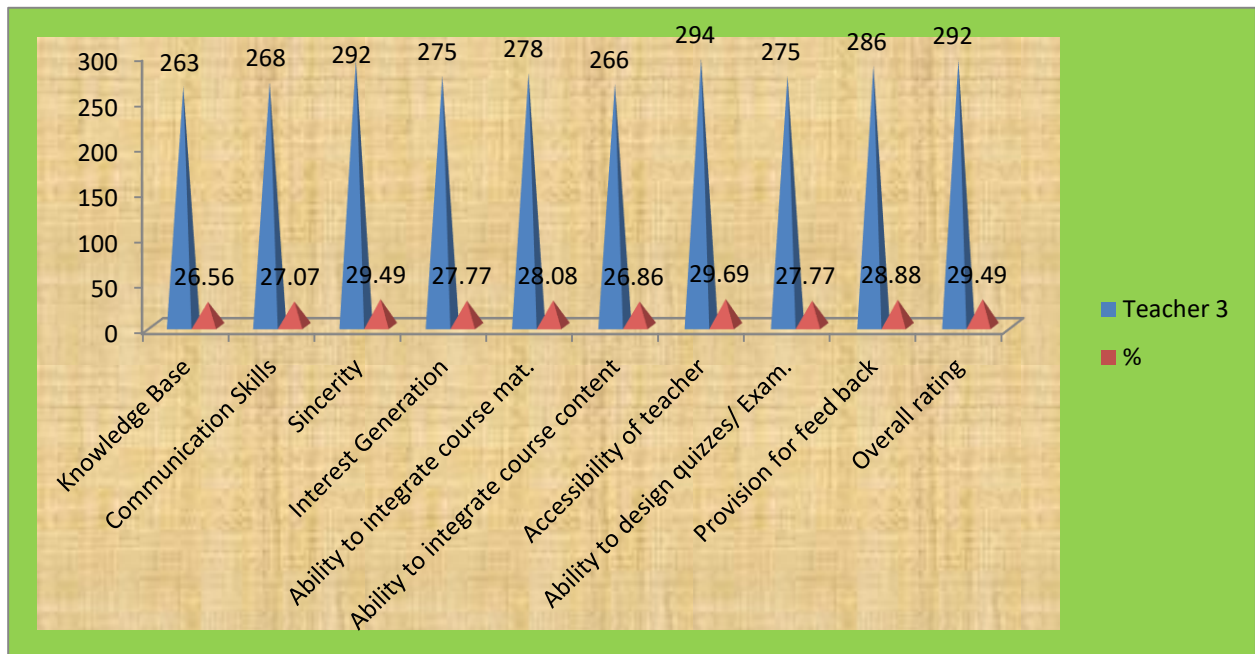
TEACHER 2



In the above figure the knowledge Base of Teacher-2 is (37.77%) which is higher than the other parameters such as Communication Skills (37.47%), Sincerity (36.06%), Interest Generation (32.42%), Ability to integrate course material (36.96%), Ability to integrate content (35.25%), Accessibility of teacher (37.37%), Ability to design quizzes/exam (35.25%), Provision for feedback (35.85%) and overall rating (37.67%). This may be due to the fact that the Teacher-2 may be having good knowledge in her subject, and good communicating power to express her ideas. She may be also giving more time to the students in making them understand the problem. She may be more sincere and may have the ability to integrate the course material integrate different contents due to which the students may having better understanding of the subject matter and have better academic achievement.

Sr Shila
PRINCIPAL
URSULINE WOMEN'S TEACHERS'
TRAINING COLLEGE
LOHARDAGA, JHARKHAND-835302

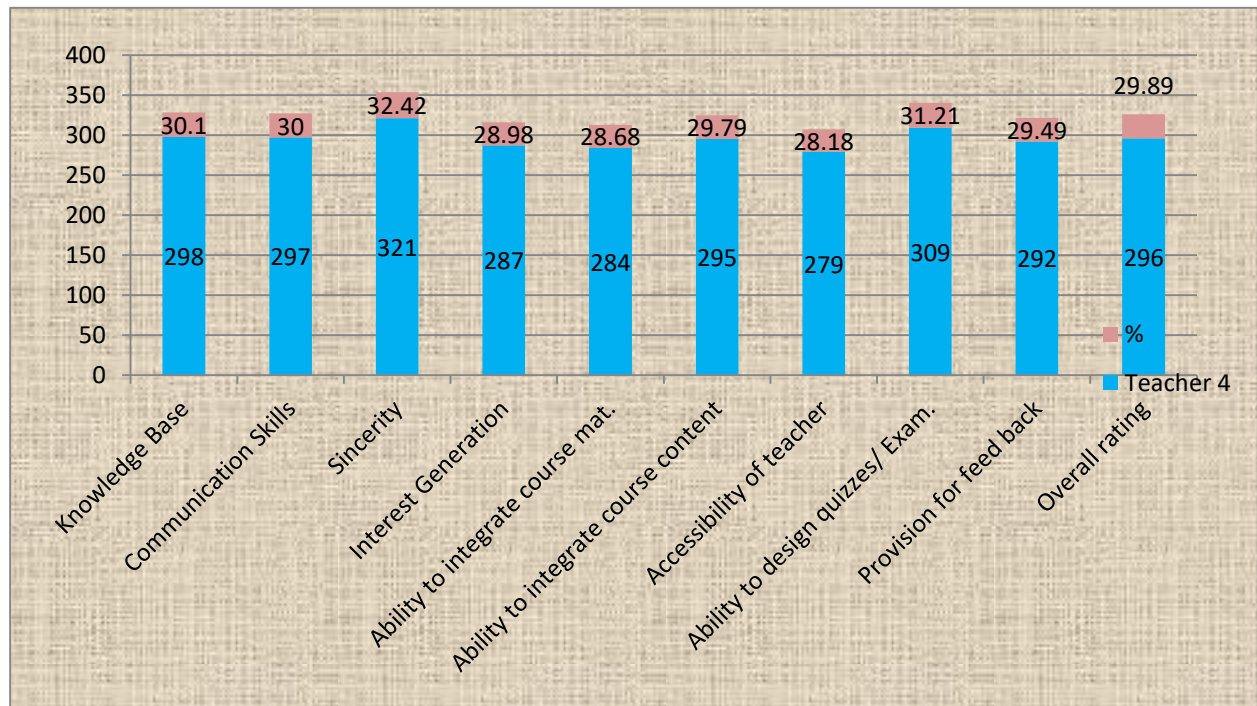
TEACHER 3



In the above figure Accessibility of Teacher-3 is (29.69%) which is higher than the other parameters such as Knowledge Base (26.56%), Communication Skills (27.07%), Sincerity (29.49%), Interest Generation (27.77%), Ability to integrate course material (28.08%), Ability to integrate content (26.87%), Ability to design quizzes/exam(27.77%), Provision for feedback (28.88%) and overall rating (29.49%). This may be due to the fact that the Teacher-3 may be giving more time to the students in making them understand the problem. She may be more sincere and may have the ability to integrate the course material integrate different contents due to which the students may having better understanding of the subject matter and have better academic achievement.

Sr Shila
PRINCIPAL
URSULINE WOMEN'S TEACHERS'
TRAINING COLLEGE
LOHARDAGA, JHARKHAND-835302

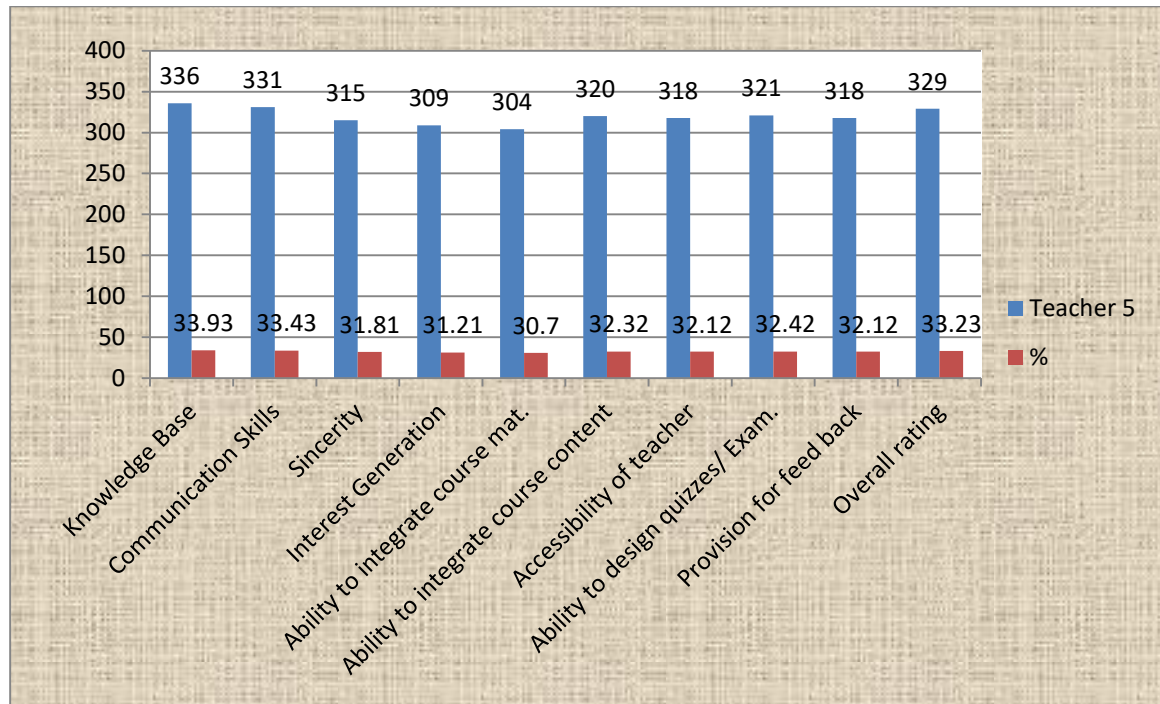
TEACHER 4



The above figure reveals that the Sincerity of Teacher- 4 is (32.42%) which is higher than the other Parameters such as, Knowledge Base (30.1%), Communication Skills (30%), Interest Generation (28.98%), Ability to integrate course material (28.68%), Ability to integrate content (29.79%), Accessibility to teacher (28.18%), Ability to design quizzes/exam(31.21%), Provision for feedback (29.49%) and overall rating (29.89%). This may be due to the fact that the Teacher-4 may be more sincere in her teaching and interacting with the students. She may be sincere in preparing her lesson well due to which the students have better understanding of the subject matter.

Sr Shila
PRINCIPAL
URSULINE WOMEN'S TEACHERS'
TRAINING COLLEGE
LOHARDAGA, JHARKHAND-835302

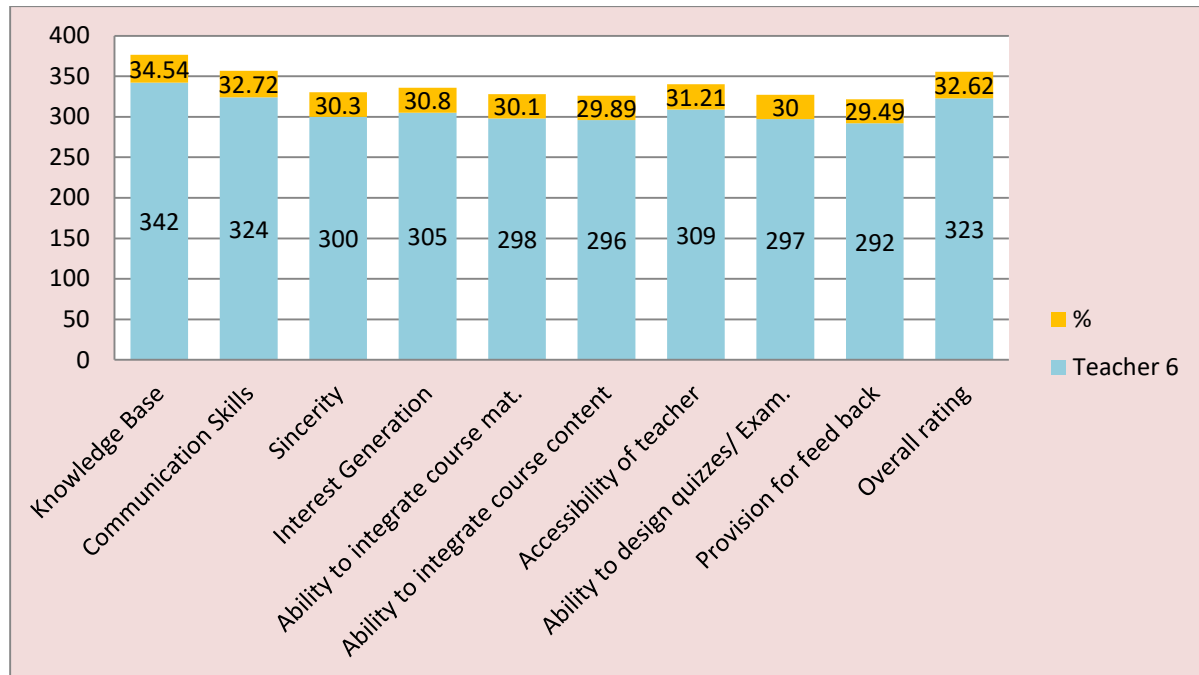
TEACHER 5



The above figure reveals that the knowledge Base of Teacher-5 is (33.93%) which is higher than the other parameters such as Communication Skills (33.43%), Sincerity (31.81%), Interest Generation (31.21%), Ability to integrate course material (30.7%), Ability to integrate content (32.32%), Accessibility of teacher (32.12%) ,Ability to design quizzes/exam (32.42%), Provision for feedback (32.12%) and overall rating (33.23%). This may be due to the fact that the Teacher-5 may be having good knowledge in her subject and broad minded to impart her knowledge. He may be also having good communication skill to express her ideas. She may be also giving more time to the students in making them understand the problem. She may be more sincere and may have the ability to integrate the course material integrate different contents due to which the students may having better understanding of the subject matter and have better academic achievement. Overall rating of teacher reveals that in all the parameters she is excellent.

Sr Shila
PRINCIPAL
URSULINE WOMEN'S TEACHERS'
TRAINING COLLEGE
LOHARDAGA, JHARKHAND-835302

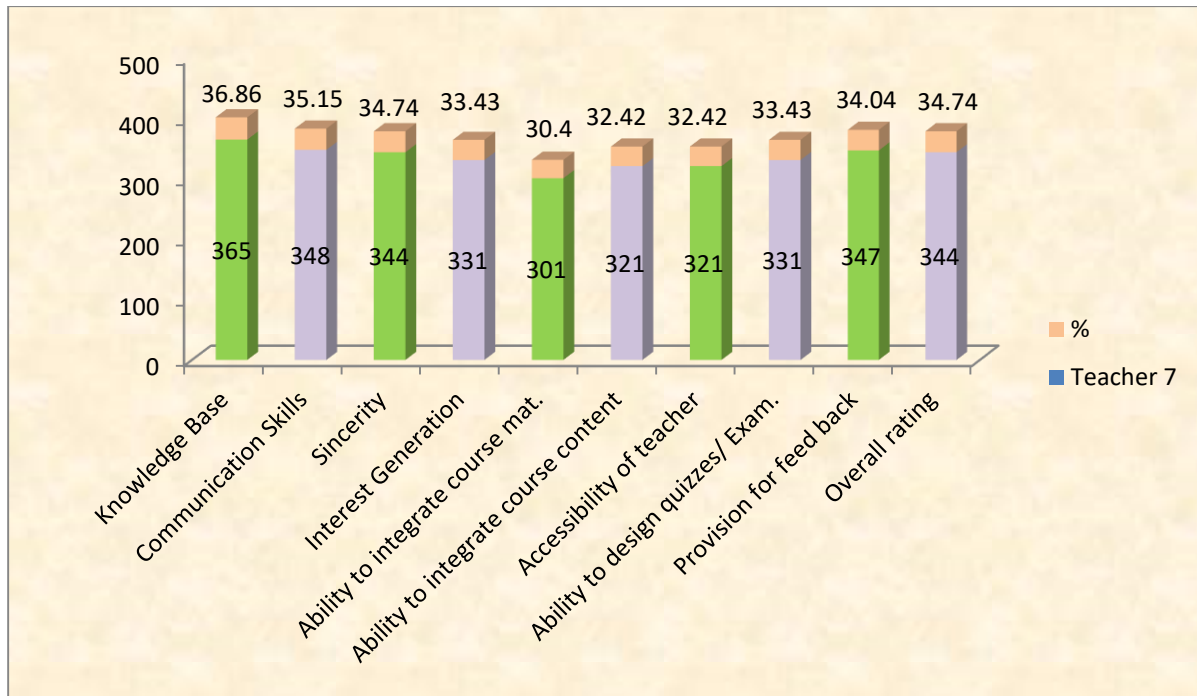
TEACHER 6



In the above figure the knowledge Base of Teacher-6 is (34.54%) which is higher than the other parameters such as Communication Skills (32.72%), Sincerity (30.3%), Interest Generation (30.8%), Ability to integrate course material (30.1%), Ability to integrate content (29.89%), Accessibility of teacher (31.21%), Ability to design quizzes/exam (30%), Provision for feedback (29.49%) and overall rating (32.62%). This may be due to the fact that the Teacher-6 may be having good knowledge in her subject, and good communicating power to express her ideas. She may be also giving more time to the students in making them understand the problem. She may be more sincere and may have the ability to integrate the course material integrate different contents due to which the students may having better understanding of the subject matter and have better academic achievement.

Sr Shila
PRINCIPAL
URSULINE WOMEN'S TEACHERS'
TRAINING COLLEGE
LOHARDAGA, JHARKHAND-835302

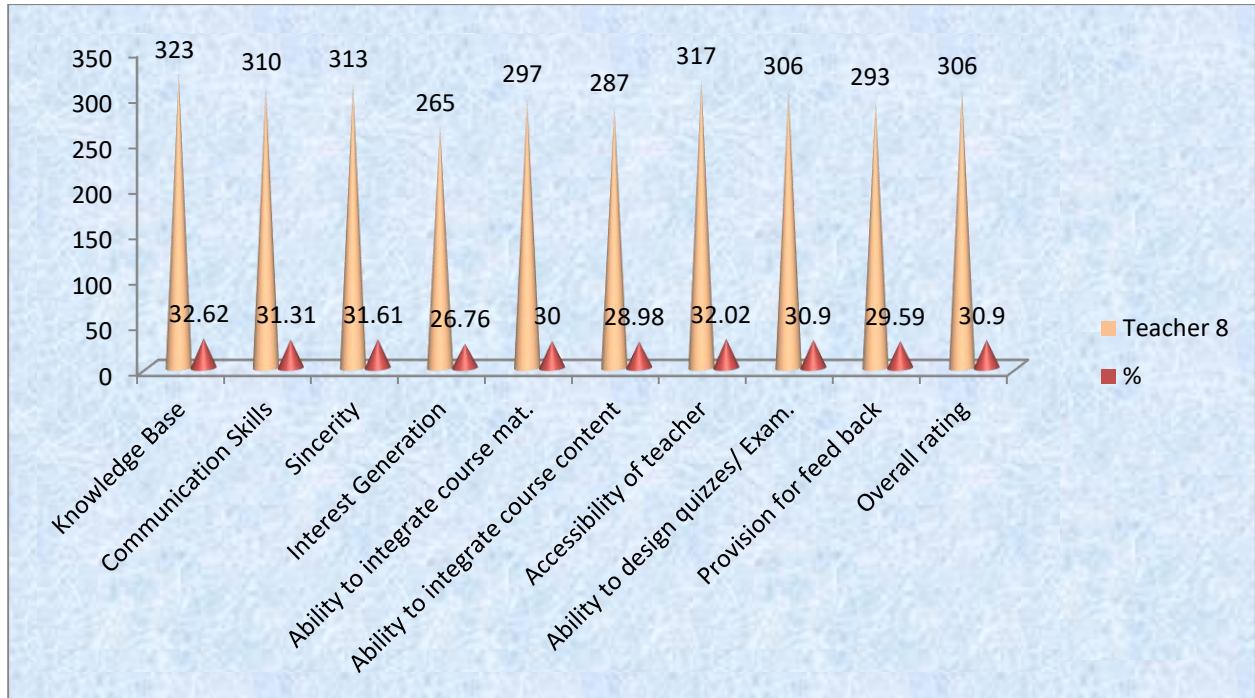
TEACHER 7



The above figure reveals that the knowledge Base of Teacher-7 is (36.86%) which is higher than the other parameters such as Communication Skills (35.15%), Sincerity (33.74%), Interest Generation (33.43%), Ability to integrate course material (30.4%), Ability to integrate content (32.42%), Accessibility of teacher (32.42%), Ability to design quizzes/exam (33.43%), Provision for feedback (34.04%) and overall rating (34.74%). This may be due to the fact that the Teacher-7 may be having good knowledge in her subject and broad minded to impart her knowledge. He may be also having good communication skill to express her ideas. She may be also giving more time to the students in making them understand the problem. She may be more sincere and may have the ability to integrate the course material integrate different contents due to which the students may having better understanding of the subject matter and have better academic achievement. Overall rating of teacher reveals that in all the parameters she is excellent.

Sr Shila
PRINCIPAL
 URSULINE WOMEN'S TEACHERS'
 TRAINING COLLEGE
 LOHARDAGA, JHARKHAND-835302

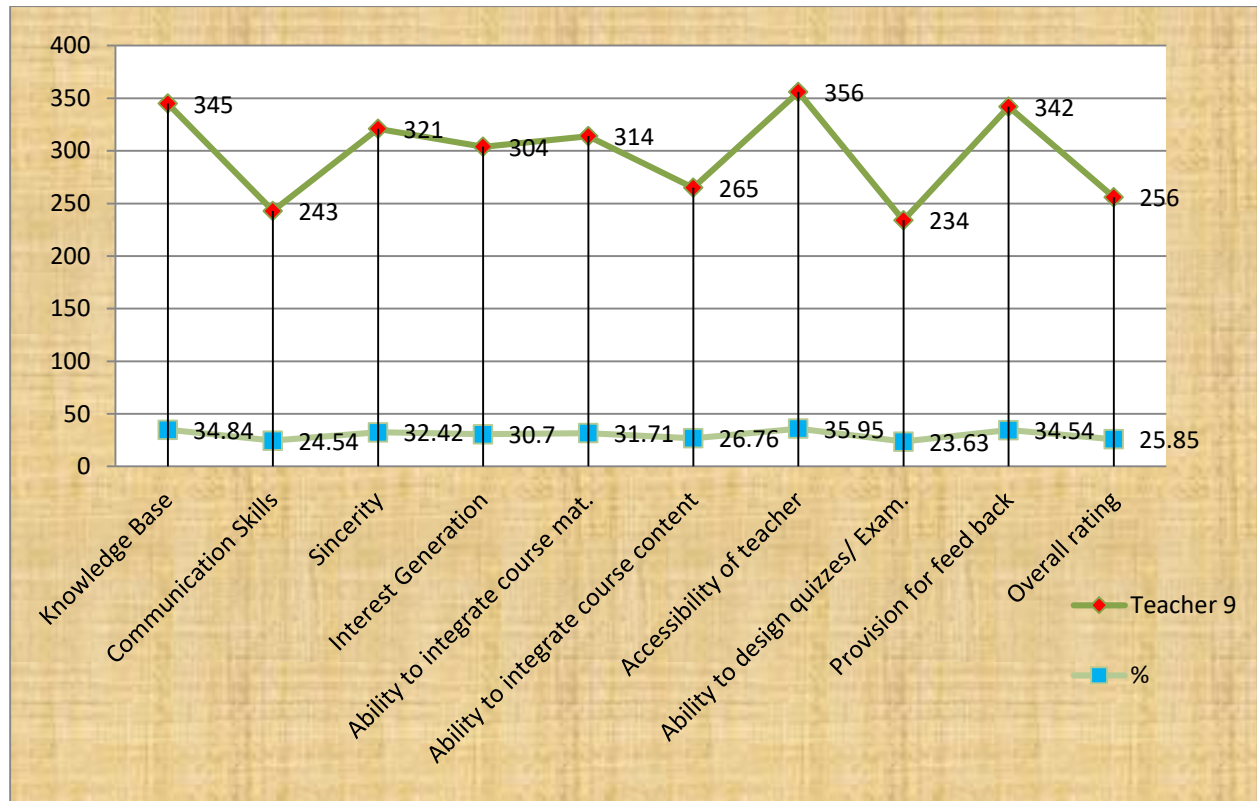
TEACHER 8



In the above figure the knowledge Base of Teacher-8 is (32.62%) which is higher than the other parameters such as Communication Skills (31.31%), Sincerity (31.61%), Interest Generation (26.76%), Ability to integrate course material (30%), Ability to integrate course content (28.98%), Accessibility of teacher (32.02%) ,Ability to design quizzes/exam (30.9%), Provision for feedback (29.59%) and overall rating (30.9%). This may be due to the fact that the Teacher-8 may be having good knowledge in her subject, and good communicating power to express her ideas. She may be also giving more time to the students in making them understand the problem. She may be more sincere and may have the ability to integrate the course material integrate different contents due to which the students may having better understanding of the subject matter and have better academic achievement.

Sr Shila
PRINCIPAL
URSULINE WOMEN'S TEACHERS'
TRAINING COLLEGE
LOHARDAGA, JHARKHAND-835302

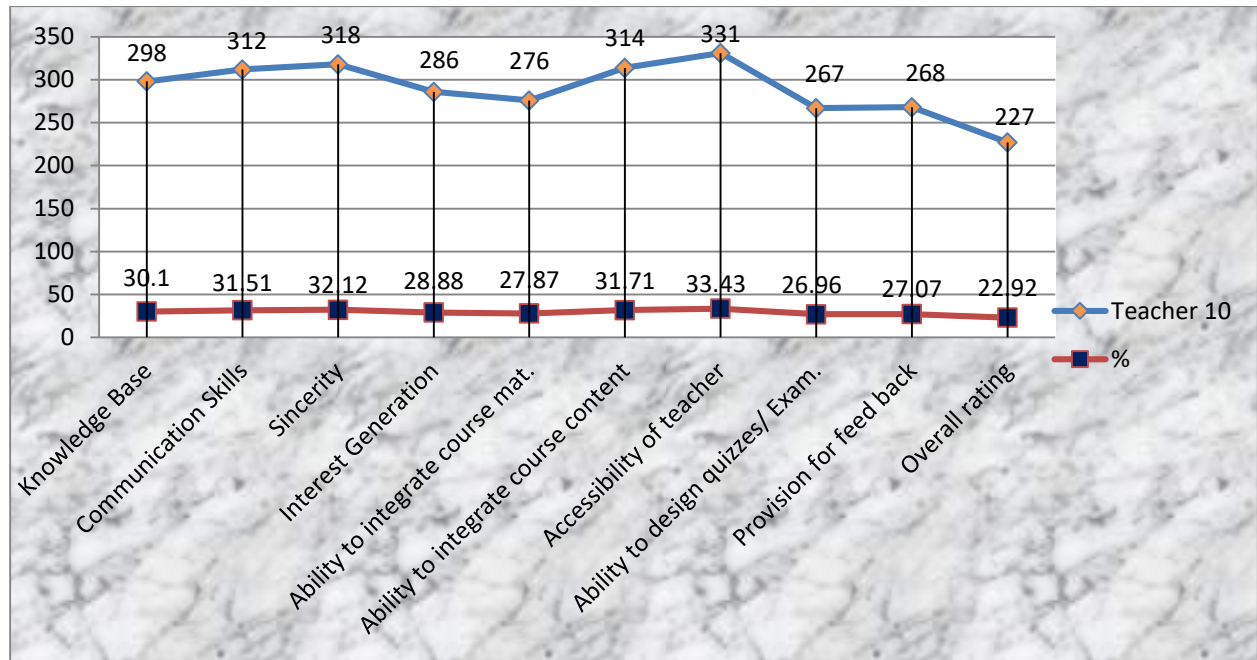
TEACHER 9



The above figure reveals that the accessibility of Teacher- 9 is (35.95%) which is higher than the other Parameters such as, knowledge Base (34.8%) Communication Skills (24.54%), Sincerity(32.42%), Interest Generation (30.7%), Ability to integrate course material (31.71%), Ability to integrate content (26.76%), Ability to design quizzes/exam(23.63 %), Provision for feedback (34.54%) and overall rating (25.85%). This may be due to the fact that the Teacher-9 may have more knowledge about the subject matter. She may be having good communication skills and sincere in her teaching and interacting with students freely and due to which the students are free to interact with different course material and have better understanding of the content.

Sr Shila
 PRINCIPAL
 URSULINE WOMEN'S TEACHERS'
 TRAINING COLLEGE
 LOHARDAGA, JHARKHAND-835302

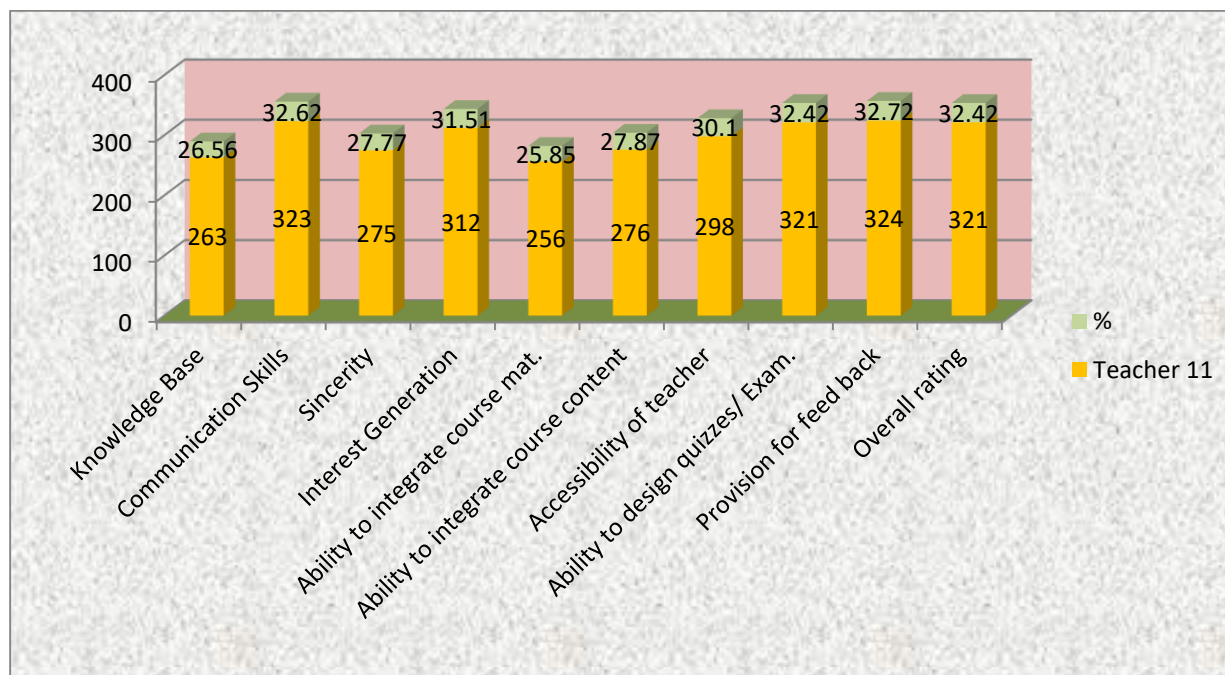
TEACHER 10



The above figure reveals that the accessibility of Teacher- 10 is (33.43%) which is higher than the other Parameters such as, knowledge Base (30.1%) Communication Skills (31.51%), Sincerity(32.12%), Interest Generation (28.87%), Ability to integrate course material (27.87%), Ability to integrate content (31.71%), Ability to design quizzes/exam(26.96 %), Provision for feedback (27.07%) and overall rating (22.92%). This may be due to the fact that the Teacher-10 may have more knowledge about the subject matter. She may be having good communication skills and sincere in her teaching and interacting with students freely and due to which the students are free to interact with different course material and have better understanding of the content.

Sr Shila
PRINCIPAL
URSULINE WOMEN'S TEACHERS'
TRAINING COLLEGE
LOHARDAGA, JHARKHAND-835302

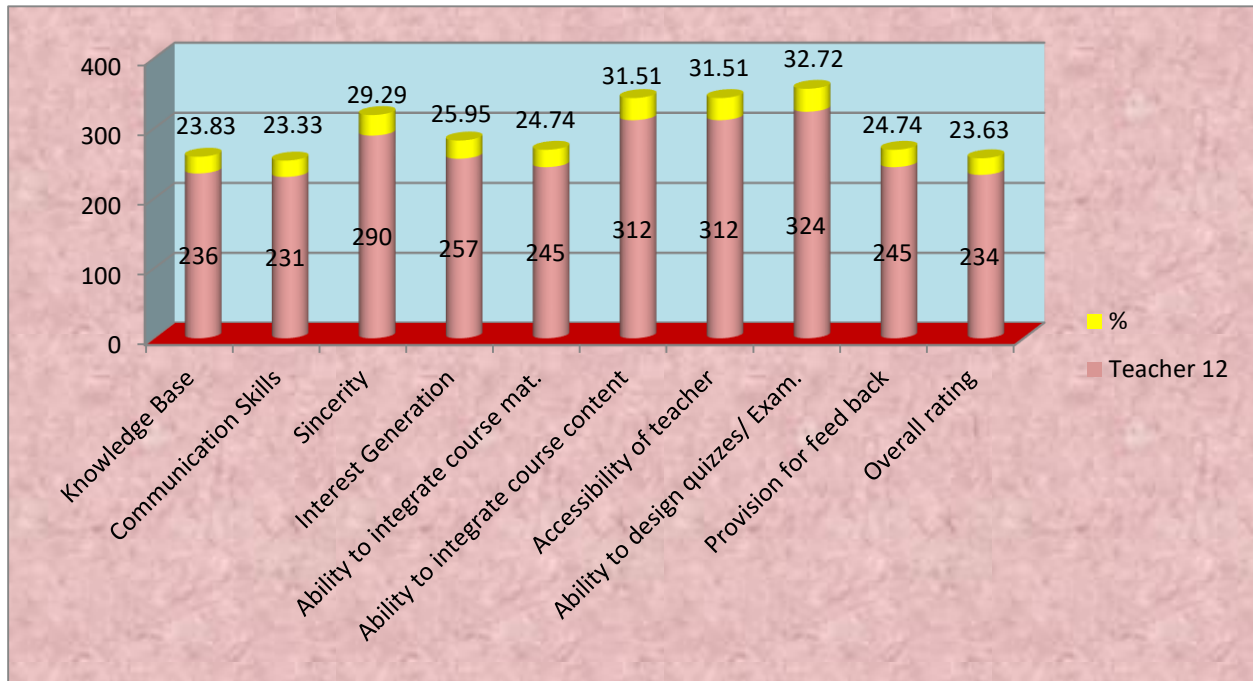
TEACHER 11



It is inferred from the above figure provision for feed back of Teacher- 11 is (32.72%) which is higher than the other parameters such as, knowledge Base(26.56%),Communication Skills (32.62%), Sincerity (%), Interest Generation (31.1%), Ability to integrate course material (30.4%), Ability to integrate content (32.2%), Accessibility to teacher (31.5%), Ability to design quizzes/exam(30.3%), Provision for feedback (29.7%) and overall rating (32.9%). This may be due to the fact that the Teacher-E may also be having better knowledge of the subject matter, communication skills and may have the ability to integrate course material and content. Teacher-F may also be sincere in interacting with the students regularly and giving enough time to help the students in their needs due to which the students have better understanding of the subject matter may be getting better facilities and environment to express her ideas and knowledge to the students.

Sr Shila
PRINCIPAL
URSULINE WOMEN'S TEACHERS'
TRAINING COLLEGE
LOHARDAGA, JHARKHAND-835302

TEACHER 12



It is inferred from the above figure that the ability to design quizzes/exam of Teacher- 12 is (32.72%) which is higher than the other parameters such as, knowledge Base(23.83%),Communication Skills (23.33%), Sincerity (29.29%), Interest Generation (25.95%), Ability to integrate course material (24.74%), Ability to integrate course content (31.51%), Accessibility to teacher (31.5%), Provision for feedback (24.74%) and overall rating (23.63%). This may be due to the fact that the Teacher-12 may also be having better knowledge of the subject matter, communication skills and may have the ability to integrate course material and content. Teacher-12 may also be sincere in interacting with the students regularly and giving enough time to help the students in their needs due to which the students have better understanding of the subject matter may be getting better facilities and environment to express her ideas and knowledge to the students. Having other general knowledge teacher may be having the ability to design quiz and different exams as well.

Sr Shila
PRINCIPAL
 URSULINE WOMEN'S TEACHERS'
 TRAINING COLLEGE
 LOHARDAGA, JHARKHAND-835302

Conclusion

Education certainly is a means to all-round progress of man. In other words, the pathway to human development goes through the lanes of education. Moreover, true education is the sole basis of achieving one's purpose in life. It is education which can determine ultimate goal for a human being. A teacher is a highly valued personality in a society. It is a qualitative teacher who brings qualitative changes in the life of students who could in turn become the effective instruments in building up the nation. The success of the students depends on the teacher. The way she teaches and interacts with the students, shape the life of the students. Adopting this evaluation technique teachers are being motivated to change their teaching behavior and strategies for the good academic achievement of the students.

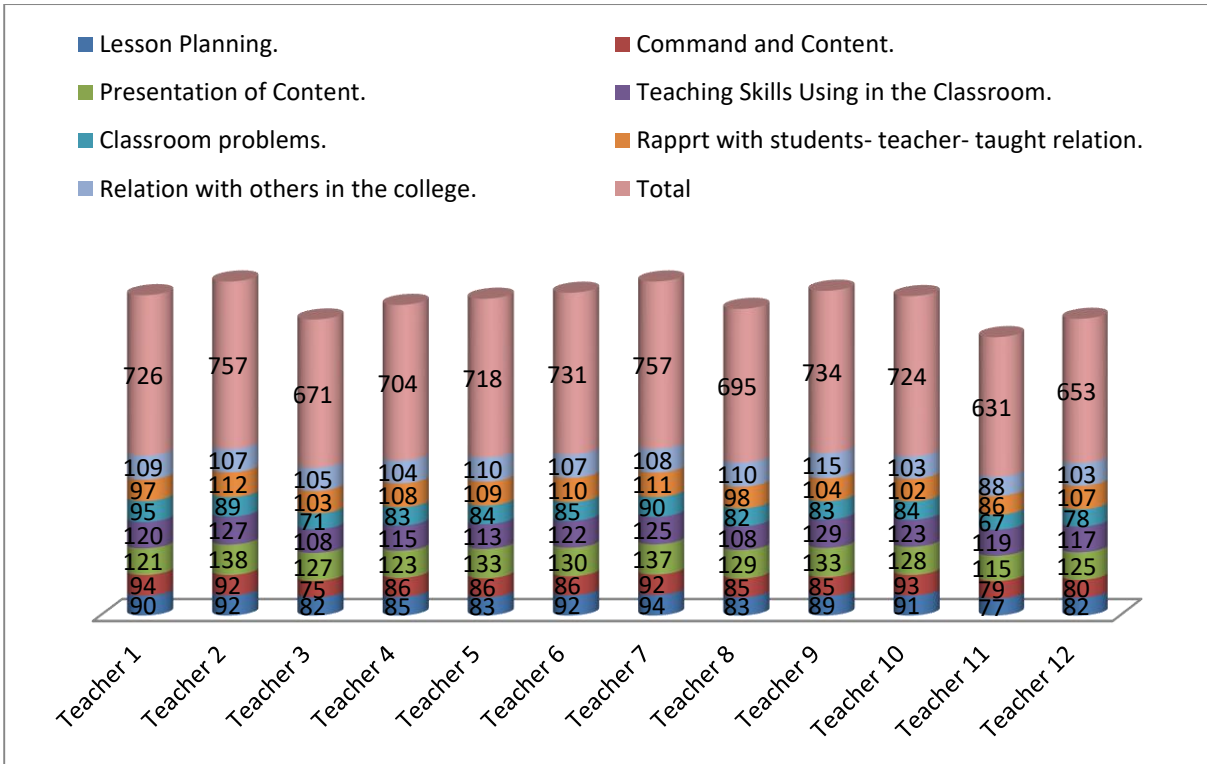
Sr Shila
PRINCIPAL
URSULINE WOMEN'S TEACHERS'
TRAINING COLLEGE
LOHARDAGA, JHARKHAND-835302

Peer Teachers' teaching Observation

Several techniques have been devised to observed and analyze teacher behavior and interaction analysis in the classroom. It is very important that teaching should be modified with the changing teaching learning environment. Teaching is an interaction process between teachers and taught. The classroom teaching activities and events can be measured objectivity by employing these techniques. The different techniques and models used in modifying the behavior of the teacher will ensure effective learning. Thus it is very important to provide different techniques and models to use. Therefore the teachers may be helped in their teaching behavior and thus enhance teaching learning process. One of the most important techniques is used is teacher's evaluation by peer teachers' teaching observation through three point rating scale method and it has been proved very effective to motivate the teachers' teaching behavior. The data analysis and the graph reveal the effectiveness of teachers' teaching behavior which is given below.

S. no	Parameters	T.1	T.2	T.3	T.4	T.5	T.6	T.7	T.8	T.9	T.10	T.11	T.12
1.	Lesson Planning	90	92	82	85	83	92	94	83	89	91	77	82
2.	Command and Content	94	92	75	86	86	86	92	85	85	93	79	80
3.	Presentation of content	121	138	127	123	133	130	137	129	133	128	115	125
4.	Teaching skills using in the class room	120	127	108	115	113	122	125	108	129	123	119	117
5.	Solving classroom problems	95	89	71	83	84	85	90	82	83	84	67	78
6.	Rapport with students-teacher- taught relation.	97	112	103	108	109	110	111	98	104	102	86	107
7.	Relation with others in the college.	109	107	105	104	110	107	108	110	115	103	88	103
Total		726	757	671	704	718	731	757	695	734	724	631	653

Sr Shila
PRINCIPAL
URSULINE WOMEN'S TEACHERS'
TRAINING COLLEGE
LOHARDAGA, JHARKHAND-835302



Figures 1. Shows the analysis of rating scales of peer teachers' teaching behaviors in all the parameters evaluated by the 9 peer teachers.

From the above figure it is inferred that Teacher 2 has been rated with 757 and Teacher 7 has also been rated with 757 which is higher than all other teachers. Then Teacher 9 has been rated with 734 which is also higher than the other teachers. Then Teacher 1 has been rated with 726, then Teacher 6 has been rated with 731, then Teacher 10 has been rated with 724, thereafter Teacher 5 has been rated with 718, thereafter Teacher 4 has been rated with 704, then Teacher 8 has been rated with 695, thereafter Teacher 3 has been rated with 671, then Teacher 12 has been rated with 653 and then the last one Teacher 11 has been rated with 631.

Sr Shila
PRINCIPAL
 URSULINE WOMEN'S TEACHERS'
 TRAINING COLLEGE
 LOHARDAGA, JHARKHAND-835302

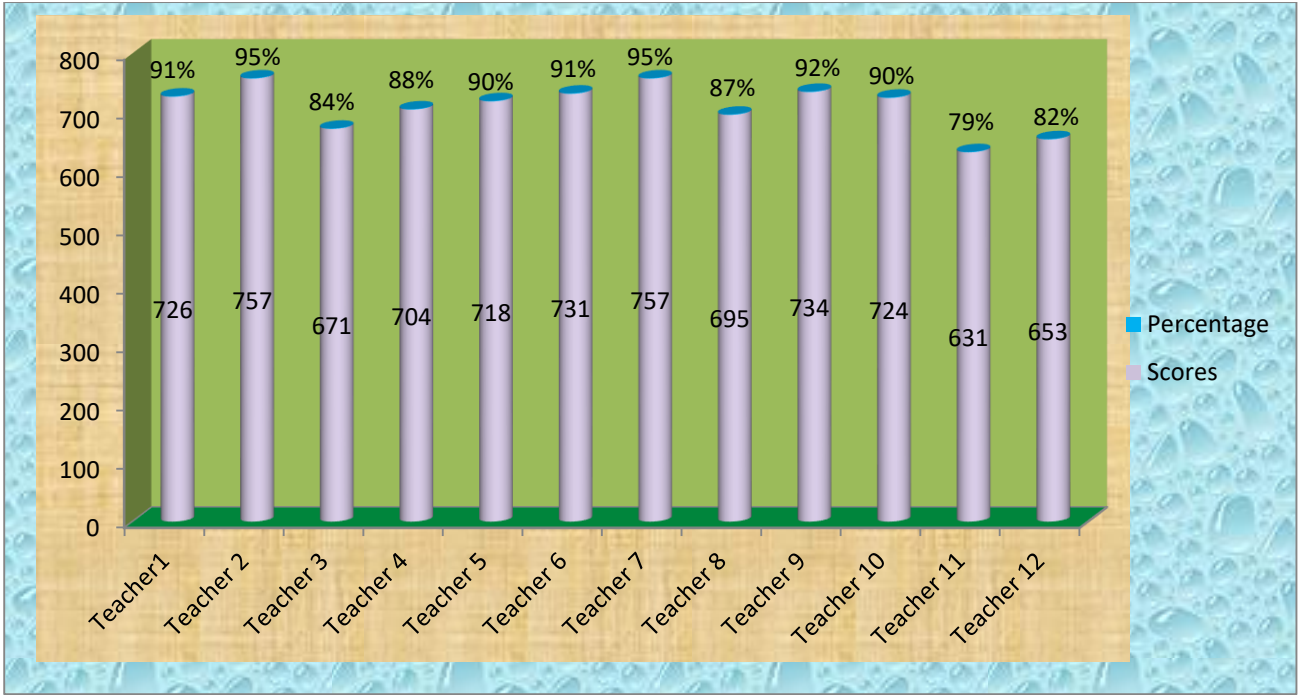


Figure 2. shows the total percentage of the scores of Teacher 1- 12 rated by the peer teachers in all the parameters.

The above graph shows the total scores and percentage of all the Peer Teachers' teaching Observation based in different parameters. The scores and percentage of every teacher depicts that Teacher 2 and Teacher 7 have 95% which is higher than the other teachers like Teacher 9 has 92% , Teacher 1 and Teacher 6 have 91%, Teacher 10 has 90%, Teacher 4 has 88%, Teacher 8 has 87%, Teacher 3 has 84%, Teacher 12 has 82% and Teacher 11 has 79%.

Sr Shila
PRINCIPAL
 URSULINE WOMEN'S TEACHERS'
 TRAINING COLLEGE
 LOHARDAGA, JHARKHAND-835302

Parameters wise data analysis of peer Teachers' Teaching Observation

Teacher 1

S. no	Parameters	Teacher 1	%
1.	Lesson Planning	90	11.25%
2.	Command and Content	94	11.75%
3.	Presentation of content	121	15.12%
4.	Teaching skills using in the class room	120	15%
5.	Solving classroom problems	95	11.87%
6.	Rapport with students- teacher- taught relation.	97	12.12%
7.	Relation with others in the college.	109	13.62%
Total		726	91%

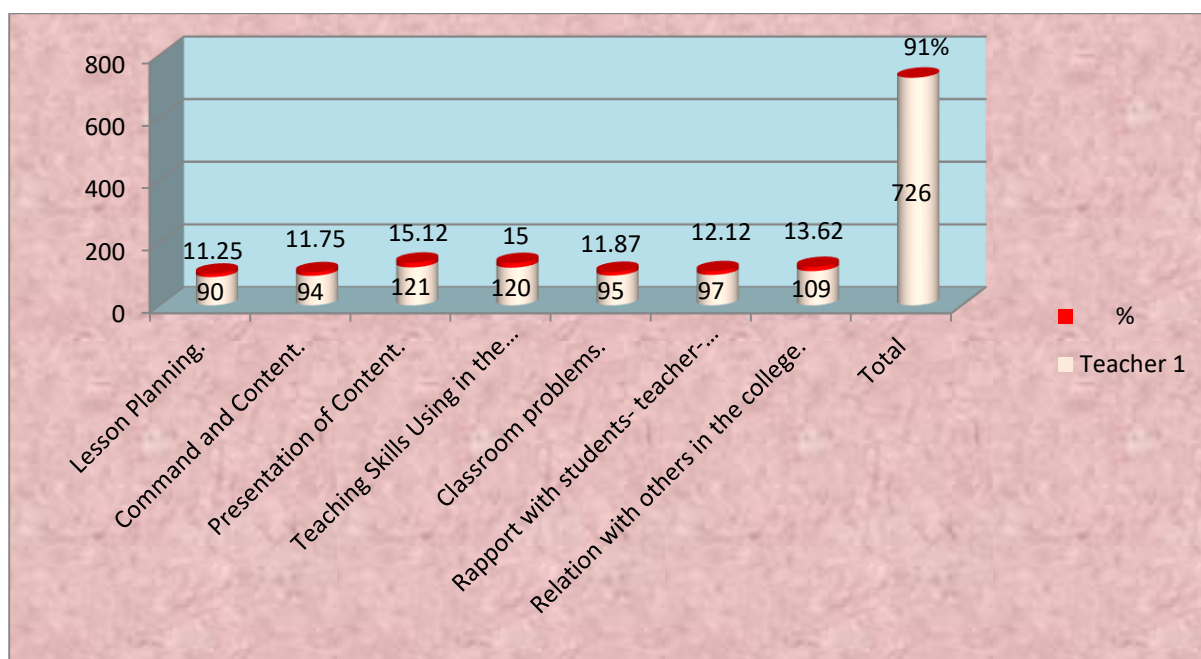


Figure 3. Parameters wise data analysis of Teacher 1

In the above Graph it is inferred that the percentage of the parameter ie. presentation of the content matter of Teacher 1 is (15.12%) which is higher than the other Parameters such as Teaching skills using in the classroom(15%), Relations with others in the college(13.62%), Rapport with students- teachers relation(12.12%), Classrooms problems(11.87%) and lesson planning (11.25%) This may be due to the fact that the Teacher 1 may have more knowledge about the subject matter.

Sr Shila
PRINCIPAL
 URSULINE WOMEN'S TEACHERS'
 TRAINING COLLEGE
 LOHARDAGA, JHARKHAND-835302

She may be using different teaching skills in her teaching in the class room. She may be having good relationship with the other teachers in the college. She may be having good knowledge about lesson planning and may be having ability to present her content matter in a systematic way. good communication skills and sincere in her teaching and interacting with students freely and due to which the students are free to interact with different course material and have better understanding of the content. Teacher may be using different methods of teaching and techniques so that students are able to understand the subject matter well.

Teacher 2

S. no	Parameters	Teacher 2	%
1.	Lesson Planning	92	11.5%
2.	Command and Content	92	11.5%
3.	Presentation of content	138	17.25
4.	Teaching skills using in the class room	127	16%
5.	Solving classroom problems	89	11.12%
6.	Rapprt with students- teacher- taught relation.	112	14%
7.	Relation with others in the college.	107	13.3%
Total		757	95%

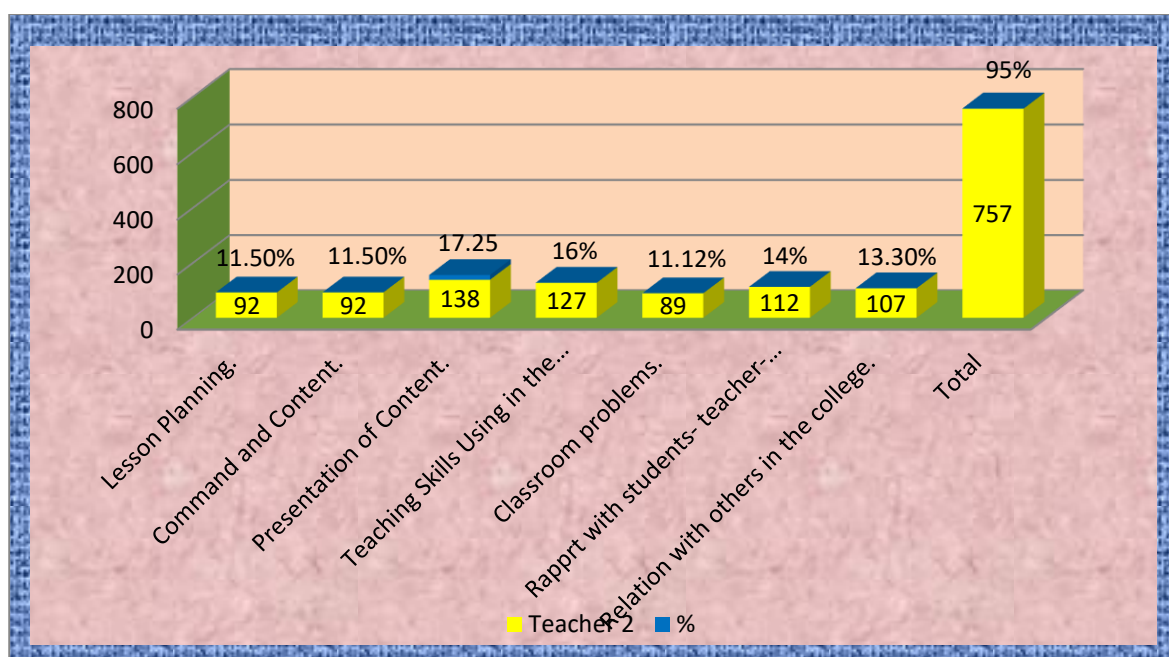


Figure 4. Parameters wise data analysis of Teacher 2

Sr Shila
 PRINCIPAL
 URSULINE WOMEN'S TEACHERS'
 TRAINING COLLEGE
 LOHARDAGA, JHARKHAND-835302

In the above Graph it is inferred that the percentage of the parameter ie. presentation of content matter of Teacher 2 is (17.25%) which is higher than the other Parameters such as Teaching skills using in the classroom (16%), Relations with others in the college (13.30%), Rapport with students- teachers relation (14%), Classrooms problems (11.12%) and lesson planning (11.50%) and command and content (11.50%) This may be due to the fact that the Teacher 2 may have more knowledge about the subject matter and clear in her expression. She may be using different teaching skills in her teaching in the class room. Teacher may be using different teaching aids while teaching. Teacher may be having regular evaluation of student's performance so that the students have better understanding of the content. She may be having good knowledge about lesson planning and she may be having ability to present her content matter in a systematic way. good communication skills and sincere in her teaching and interacting with students freely and due to which the students are free to interact with different course material and have better understanding of the content.

Teacher 3

S. no	Parameters	Teacher 3	%
1.	Lesson Planning	82	10.25%
2.	Command and Content	75	9.37%
3.	Presentation of content	127	15.8%
4.	Teaching skills using in the class room	108	13.5%
5.	Solving classroom problems	71	8.87%
6.	Rapport with students- teacher- taught relation.	103	12.87%
7.	Relation with others in the college.	105	13.12%
Total		671	84%

Sr Shila
 PRINCIPAL
 URSULINE WOMEN'S TEACHERS'
 TRAINING COLLEGE
 LOHARDAGA, JHARKHAND-835302

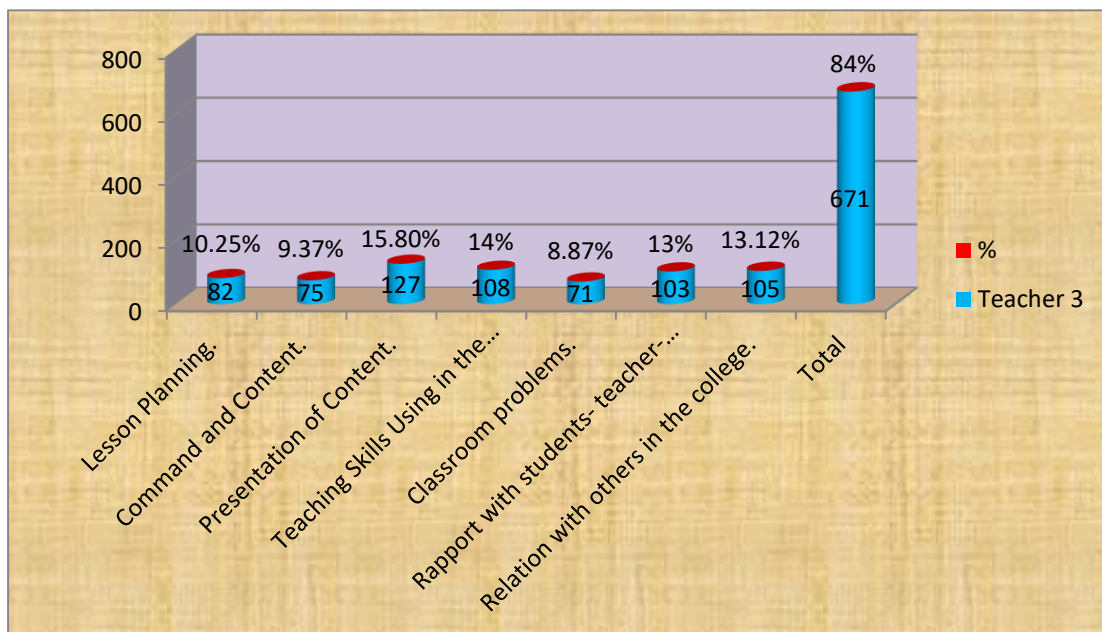


Figure 5. Parameters wise data analysis of teacher 3

In the above Graph it is inferred that the percentage of parameter ie. presentation of content matter of Teacher 3 is (15.80%) which is higher than the other Parameters such as Teaching skills using in the classroom(14%), Relations with others in the college(13.12%), Rapport with students- teachers relation(13%), Classrooms problems(8.87%) and lesson planning (10.25%) and command and content(9.37%) This may be due to the fact that the Teacher 3 may be good in presenting her content matter in a better way and she may be have more knowledge about the subject matter and clear in her expression. She may be using different teaching skills in her teaching in the class room. Teacher may be using different teaching aids while teaching so that the students may have the better understanding of the subject mater.

Teacher 4

S. no	Parameters	Teacher 4	%
1.	Lesson Planning	85	10.62%
2.	Command and Content	86	10.75%
3.	Presentation of content	123	15.37%
4.	Teaching skills using in the class room	115	14.37%
5.	Solving classroom problems	83	10.37%
6.	Rapport with students- teacher- taught relation.	108	13.5%
7.	Relation with others in the college.	104	13%
Total		704	88%

Sr Shila
PRINCIPAL
 URSULINE WOMEN'S TEACHERS'
 TRAINING COLLEGE
 LOHARDAGA, JHARKHAND-835302

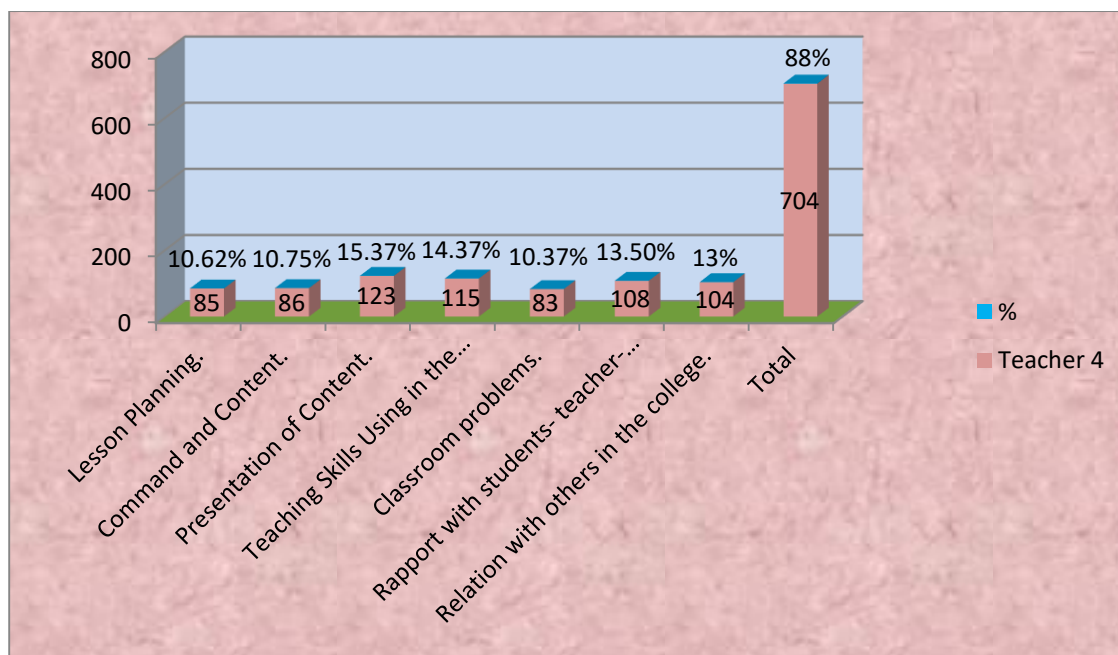


Figure 6. Parameters wise data analysis of Teacher 4

In the above Graph it is inferred that the percentage of the parameter ie presentation of content matter of Teacher 4 is (15.37%) which is higher than the other Parameters such as Teaching skills using in the classroom(14.37%), Relations with others in the college(13%), Rapport with students- teachers relation(13.50%), Classrooms problems(10.37%) and lesson planning (10.62%) and command and content(10.75%) This may be due to the fact that the Teacher 4 may be good in presenting her content matter in a better and systematic way. She may be clear in explaining and illustrating the concept. She may be having good questioning skill. The teacher may be giving home work to the students, so that the students and teacher both know better about their level of understanding.

Teacher 5

S. no	Parameters	Teacher 5	%
1.	Lesson Planning	83	10.37%
2.	Command and Content	86	10.75%
3.	Presentation of content	133	16.62%
4.	Teaching skills using in the class room	113	14.12%
5.	Solving classroom problems	84	10.5%
6.	Rapport with students- teacher- taught relation.	109	13.62%
7.	Relation with others in the college.	110	13.75%
Total		718	90%

Sr Shila
 PRINCIPAL
 URSULINE WOMEN'S TEACHERS'
 TRAINING COLLEGE
 LOHARDAGA, JHARKHAND-835302

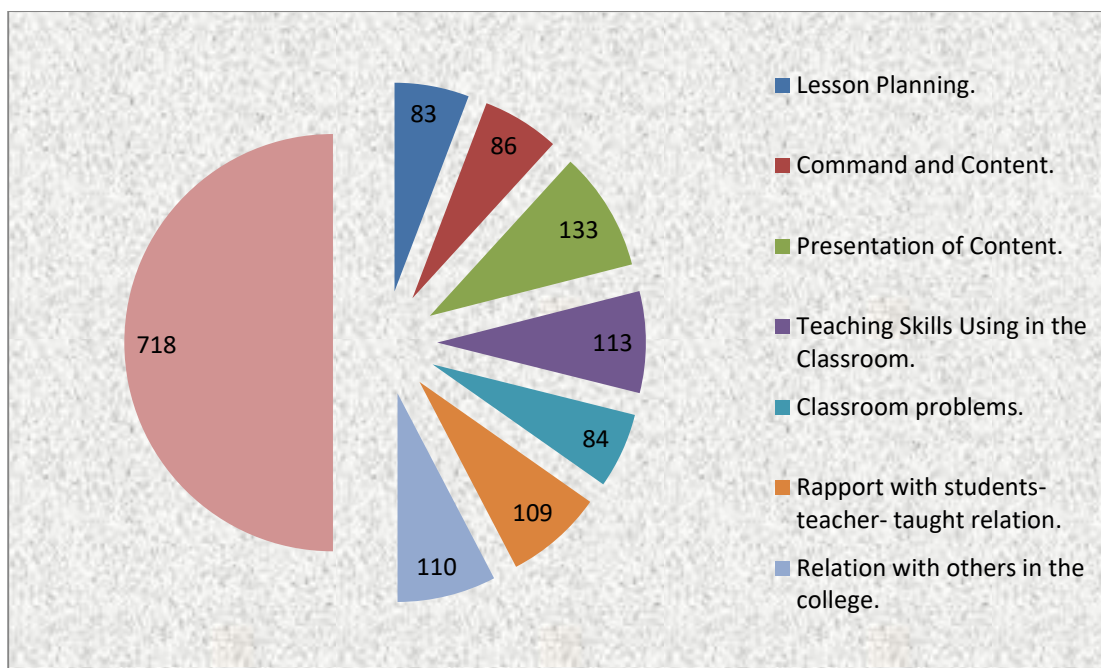


Figure 7. Parameters wise data analysis of Teacher 5

In the above Graph it is inferred that the scores of the parameter ie. presentation of content matter of Teacher 5 is (133) which is higher than the other Parameters such as Teaching skills using in the classroom (113), Relations with others in the college (110), Rapport with students- teachers relation (109), Classrooms problems (84) and lesson planning (83) and command and content (86) This may be due to the fact that the Teacher 5 may be good in presenting her content matter in a better and systematic way. She may be clear in explaining and illustrating the concept. She may be having good questioning skill. The teacher may be giving home work to the students, so that the students and teacher both know better about their level of understanding.

Teacher 6

S. no	Parameters	Teacher 6	%
1.	Lesson Planning	92	11.5%
2.	Command and Content	86	10.75%
3.	Presentation of content	130	16.25%
4.	Teaching skills using in the class room	122	15.25%
5.	Solving classroom problems	85	10.62%
6.	Rapport with students- teacher- taught relation.	110	13.75%
7.	Relation with others in the college.	107	13.37%
Total		731	91%

Sr Shila
PRINCIPAL
 URSULINE WOMEN'S TEACHERS'
 TRAINING COLLEGE
 LOHARDAGA, JHARKHAND-835302

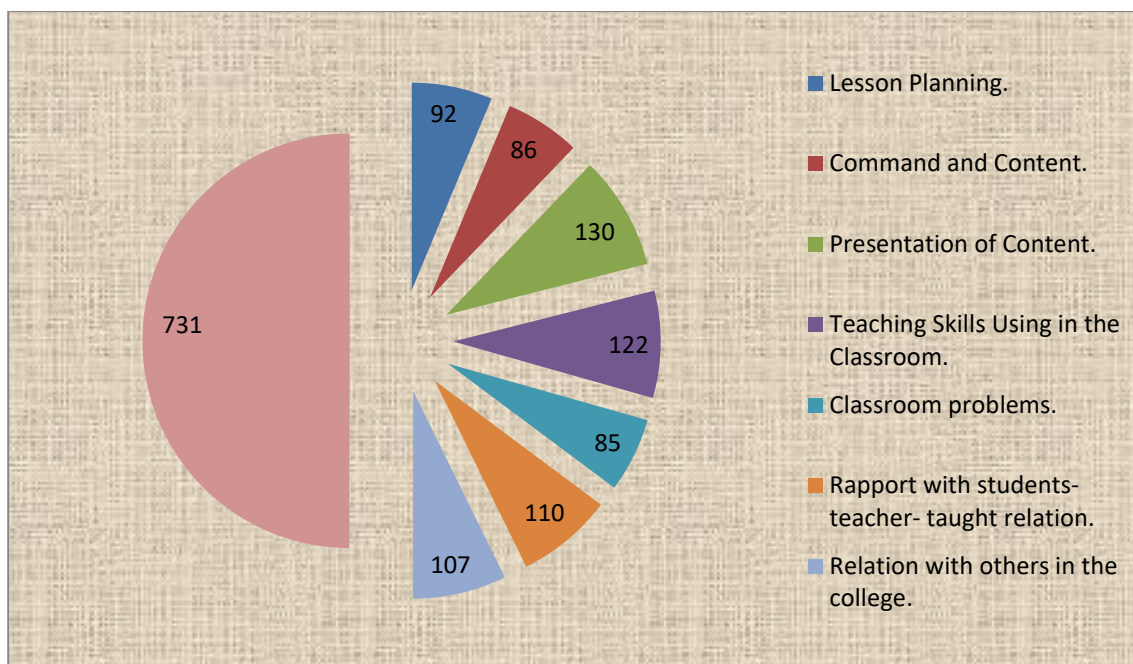


Figure 8. Parameters wise data analysis of Teacher 6

In the above Graph it is inferred that the scores of the parameter ie. presentation of content matter of Teacher 6 is (130) which is higher than the other Parameters such as Teaching skills using in the classroom(122), Relations with others in the college(107), Rapport with students-teachers relation(110), Classrooms problems(85) and lesson planning (92) and command and content(86). This may be due to the fact that the Teacher 6 may be good in presenting her content matter in a better and systematic way. She may be clear in explaining and illustrating the concept. She may be having good questioning skill. The teacher may be giving home work to the students, so that the students and teacher both know better about their level of understanding. Teacher may be giving extra time to the students to help to solve their educational as well as other problems so that there is good rapport established between teacher and students. And due to which the students are having good academic achievement.

Teacher 7

S. no	Parameters	Teacher 7	%
1.	Lesson Planning	94	11.75%
2.	Command and Content	92	11.5%
3.	Presentation of content	137	17.12%
4.	Teaching skills using in the class room	125	15.62%
5.	Solving classroom problems	90	11.25%
6.	Rapport with students- teacher- taught relation.	111	13.87%
7.	Relation with others in the college.	108	13.5%
Total		757	95%

Sr Shila
 PRINCIPAL
 URSULINE WOMEN'S TEACHERS'
 TRAINING COLLEGE
 LOHARDAGA, JHARKHAND-835302

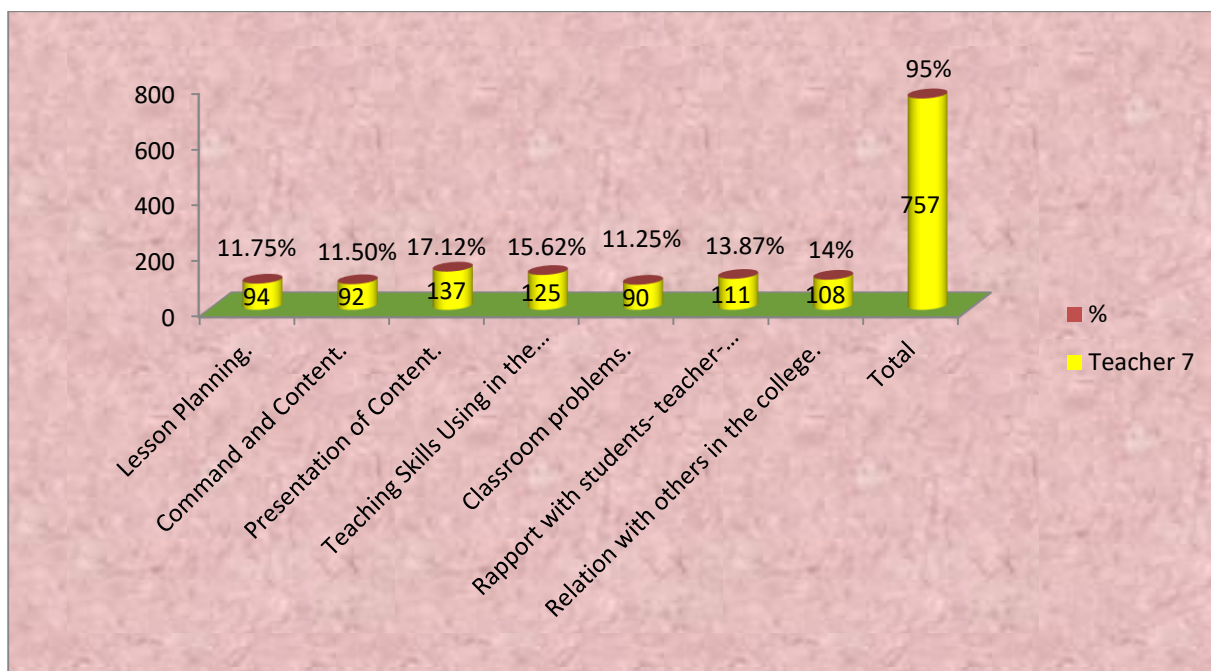


Figure 10. Parameters wise data analysis of Teacher 7

In the above Graph it is inferred that the percentage of the parameter ie. presentation of content matter of Teacher 7 is (17.12%) which is higher than the other Parameters such as Teaching skills using in the classroom (15.62%), Relations with others in the college (14%), Rapport with students- teachers relation (13.87%), Classrooms problems (11.25%) lesson planning (11.75%) and command and content (11.50%). This may be due to the fact that the Teacher 7 may be good in presenting her content matter in a better and systematic way. She may be clear in explaining and illustrating the concept. She may be having good questioning skill. While teaching she may be using different teaching skills such as brain storming method, different teaching aids or discussion method team teaching etc. so that the students are able to understand the concept in a better way. The teacher may be having good relationship with the students and other teaching staff so that there is multidirectional learning for the teacher as well as for the students. The teacher may be giving home work to the students, so that the students and teacher both know better about their level of understanding. Teacher may be giving extra time to the students to help to solve their educational as well as other problems so that there is good rapport established between teacher and students. And due to which the students are having good academic achievement.

Sr Shila
 PRINCIPAL
 URSULINE WOMEN'S TEACHERS'
 TRAINING COLLEGE
 LOHARDAGA, JHARKHAND-835302

Teacher 8

S. no	Parameters	Teacher 8	%
1.	Lesson Planning	83	10.37%
2.	Command and Content	85	10.62%
3.	Presentation of content	129	16.12%
4.	Teaching skills using in the class room	108	13.50%
5.	Solving classroom problems	82	10.25%
6.	Rapport with students- teacher- taught relation.	98	12.25%
7.	Relation with others in the college.	110	13.75%
Total		695	87%

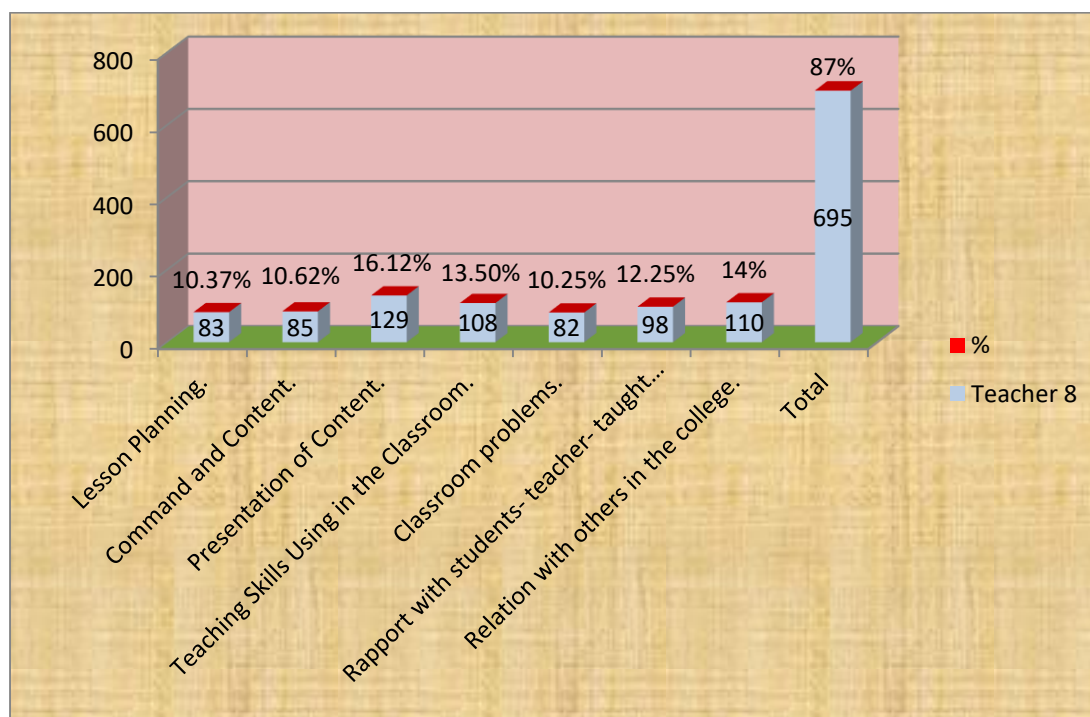


Figure 11. Parameters wise data analysis of Teacher 8

In the above Graph it is inferred that the percentage of the parameter ie. presentation of content matter of Teacher 8 is (16.12%) which is higher than the other Parameters such as Teaching skills using in the classroom (13.50%), Relations with others in the college (14%), Rapport with students- teachers relation (12.25%), Classrooms problems (10.25%) lesson planning (10.37%) and command and content (10.62%).

Sr Shila
PRINCIPAL
 URSULINE WOMEN'S TEACHERS'
 TRAINING COLLEGE
 LOHARDAGA, JHARKHAND-835302

This may be due to the fact that the Teacher 8 may be good in presenting her content matter in a better and systematic way. She may be clear in explaining and illustrating the concept. She may be having good questioning skill. The teacher may be giving home work to the students, so that the students and teacher both know better about their level of understanding. Teacher may be giving extra time to the students to help to solve their educational as well as other problems so that there is good rapport established between teacher and students. And due to which the students are having good academic achievement.

Teacher 9

S. no	Parameters	Teacher 9	%
1.	Lesson Planning	89	11.12%
2.	Command and Content	85	10.62%
3.	Presentation of content	133	16.62%
4.	Teaching skills using in the class room	124	16.12%
5.	Solving classroom problems	83	10.37%
6.	Rapport with students- teacher- taught relation.	104	13%
7.	Relation with others in the college.	115	14.37%
Total		734	92%

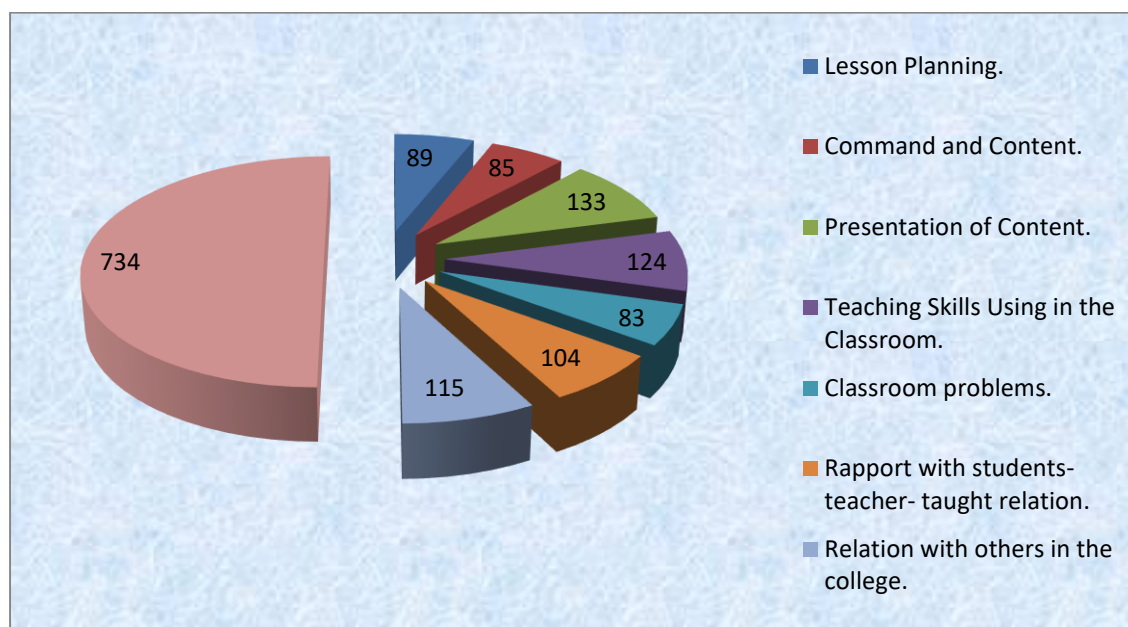


Figure 12. Parameters wise data analysis of Teacher 9

Sr Shila
 PRINCIPAL
 URSULINE WOMEN'S TEACHERS'
 TRAINING COLLEGE
 LOHARDAGA, JHARKHAND-835302

In the above Graph it is inferred that the scores of the parameter ie. presentation of content matter of Teacher 9 is (133) which is higher than the other Parameters such as Teaching skills using in the classroom(124), Relations with others in the college(115), Rapport with students- teachers relation(104), Classrooms problems(83) and lesson planning (89) and command and content (85). This may be due to the fact that the Teacher 9 may have more knowledge about the subject matter. She may be using different teaching skills in her teaching in the class room. She may be having good relationship with the other teachers in the college. She may be having good knowledge about lesson planning and she may be having ability to present the content matter in a systematic way. good communication skills and sincere in her teaching and interacting with students freely and due to which the students are freer to interact with different course material and have better understanding of the content. Teacher may be using different methods of teaching and techniques so that students are able to understand the subject matter well.

Teacher 10

S. no	Parameters	Teacher 10	%
1.	Lesson Planning	91	11.37%
2.	Command and Content	93	11.62%
3.	Presentation of content	128	16%
4.	Teaching skills using in the class room	123	15.37%
5.	Solving classroom problems	84	10.5%
6.	Rapport with students- teacher- taught relation.	102	12.75%
7.	Relation with others in the college.	103	12.87%
Total		724	90%

Sr Shila
 PRINCIPAL
 URSULINE WOMEN'S TEACHERS'
 TRAINING COLLEGE
 LOHARDAGA, JHARKHAND-835302

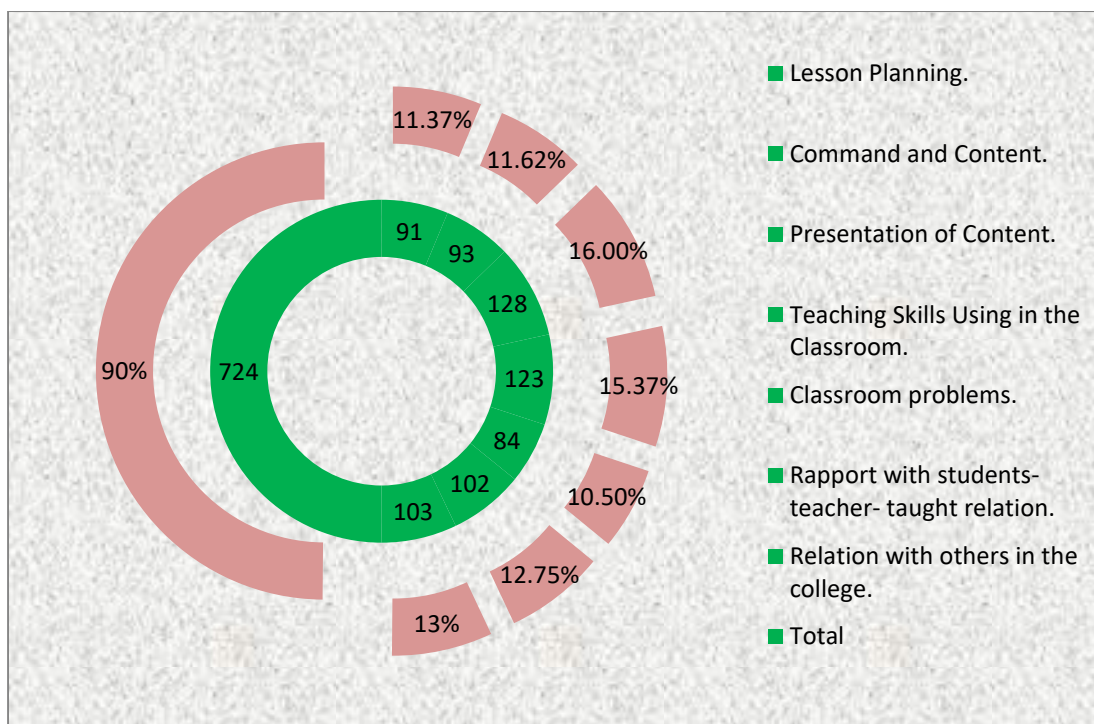


Figure 13. Parameters wise data analysis of Teacher 10

In the above Graph it is inferred that the percentage of the parameter ie. presentation of content matter of Teacher 10 is (16%) which is higher than the other Parameters such as Teaching skills using in the classroom (15.37%), Relations with others in the college (13%), Rapport with students- teachers relation (12.75%), Classrooms problems (10.50%) lesson planning (11.37%) and command and content (11.62%) This may be due to the fact that the Teacher 10 may be having more knowledge about the subject matter and clear in her expression. She may be using different teaching skills in her teaching in the class room. Teacher may be using different teaching aids while teaching. Teacher may be having regular evaluation of student's performance so that the students have better understanding of the content. She may be having good relationship with the other teachers in the college. She may be having good knowledge about lesson planning and she may be having ability to present her content matter in a systematic way. good communication skills and sincere in her teaching and interacting with students freely and due to which the students are freer to interact with different course material and have better understanding of the content. Teacher may be using different methods of teaching and techniques so that students are able to understand the subject matter well.

Sr Shila
 PRINCIPAL
 URSULINE WOMEN'S TEACHERS'
 TRAINING COLLEGE
 LOHARDAGA, JHARKHAND-835302

Teacher 11

S. no	Parameters	Teacher 11	%
1.	Lesson Planning	77	9.62%
2.	Command and Content	79	9.87%
3.	Presentation of content	115	14.37%
4.	Teaching skills using in the class room	119	14.87%
5.	Solving classroom problems	67	8.37%
6.	Rapport with students- teacher- taught relation.	86	10.75%
7.	Relation with others in the college.	88	11%
Total		631	79%

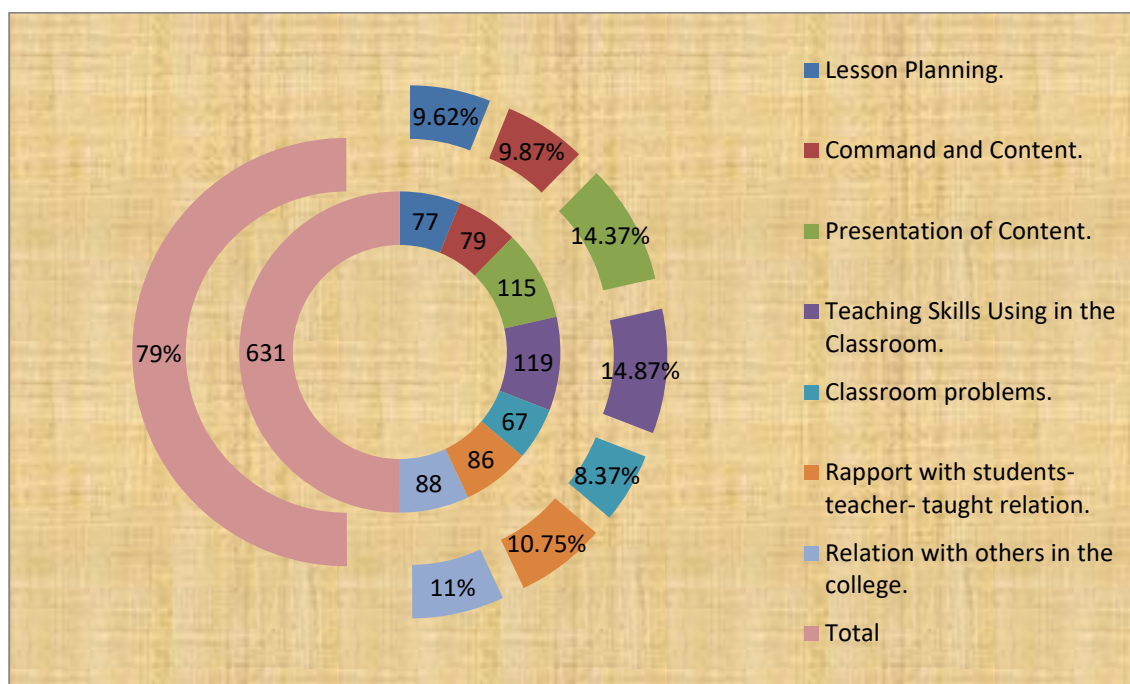


Figure 14. Parameters wise data analysis of Teacher 11

In the above Graph it is inferred that the percentage of the parameter ie. Teaching skills using in the classroom of Teacher 11 is (14.87%), which is higher than the other parameters such as presentation of content (14.37%) Relations with others in the college (11%), Rapport with students- teachers' relation (10.75%), Classrooms problems (8.37%) lesson planning (9.62%) and command and content (9.87%). This may be due to the fact that the Teacher 11 may be using different teaching skills in the classroom.

Sr Shila
PRINCIPAL
 URSULINE WOMEN'S TEACHERS'
 TRAINING COLLEGE
 LOHARDAGA, JHARKHAND-835302

She may be good in presenting her content matter in a better and systematic way. She may be clear in explaining and illustrating the concept. She may be having good questioning skill. The teacher may be giving home work to the students, so that the students and teacher both know better about their level of understanding. Teacher may be giving extra time to the students to help to solve their educational as well as other problems so that there is good rapport established between teacher and students. And due to which the students are having good academic achievement.

Teacher 12

S. no	Parameters	Teacher 12	%
1.	Lesson Planning	82	10.25%
2.	Command and Content	80	10%
3.	Presentation of content	125	15.62%
4.	Teaching skills using in the class room	117	14.62%
5.	Solving classroom problems	78	9.75%
6.	Rapport with students- teacher- taught relation.	107	13.37%
7.	Relation with others in the college.	103	12.87%
Total		653	82%

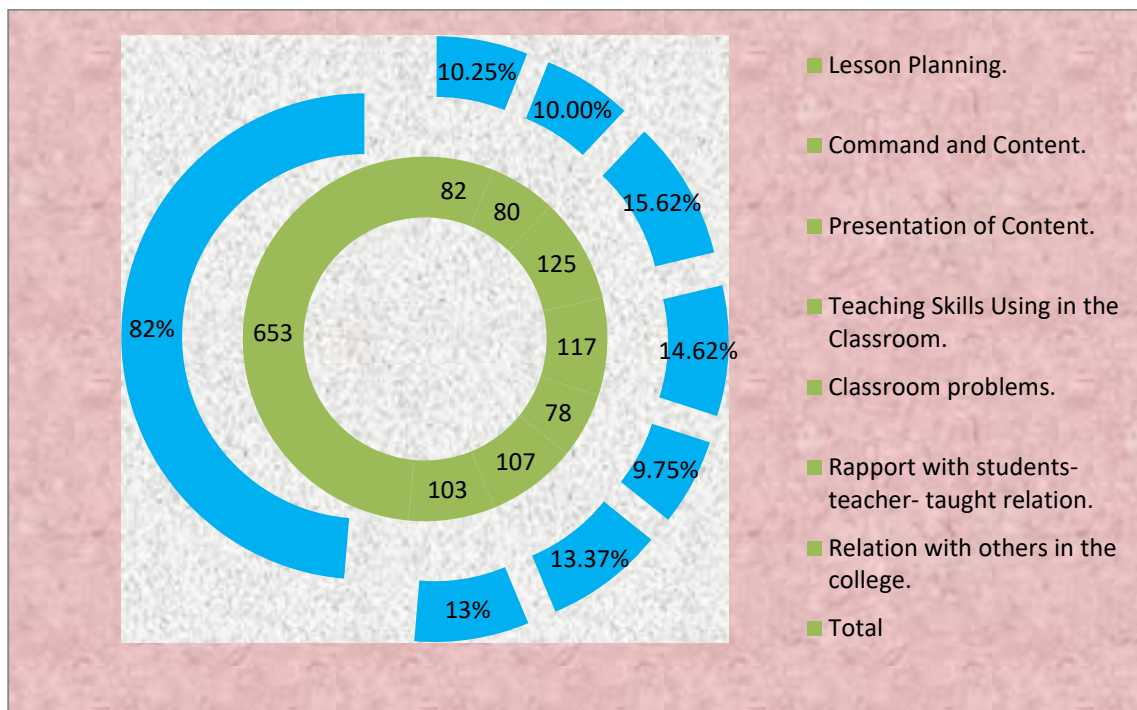


Figure 13. Parameters wise data analysis of Teacher 12

Sr Shila
 PRINCIPAL
 URSULINE WOMEN'S TEACHERS'
 TRAINING COLLEGE
 LOHARDAGA, JHARKHAND-835302

In the above Graph it is inferred that the percentage of the parameter ie. presentation of content matter of Teacher 12 is (15.62%) which is higher than the other Parameters such as Teaching skills using in the classroom (14.62%), Relations with others in the college (13%), Rapport with students- teachers relation (13.37%), Classrooms problems (9.75%) and lesson planning (10.25%) and command and content (10%) This may be due to the fact that the Teacher 12 may be good in presenting her content matter in a better way and she may be have more knowledge about the subject matter and clear in her expression. She may be using different teaching skills in her teaching in the class room. Teacher may be using different teaching aids while teaching so that the students may have the better understanding of the subject mater.

Parameters wise total scores of peer teachers' teaching observation

Parameters	Parameters wise total scores of peer teachers' teaching observation
Lesson planning	1040
Command and content	1033
Presentation of content	1539
Teaching skills using in the classroom	1426
Classroom problems	991
Rapport with students- teacher- taught relation	1247
Relation with others in the college	1269

Sr Shila
PRINCIPAL
 URSULINE WOMEN'S TEACHERS'
 TRAINING COLLEGE
 LOHARDAGA, JHARKHAND-835302

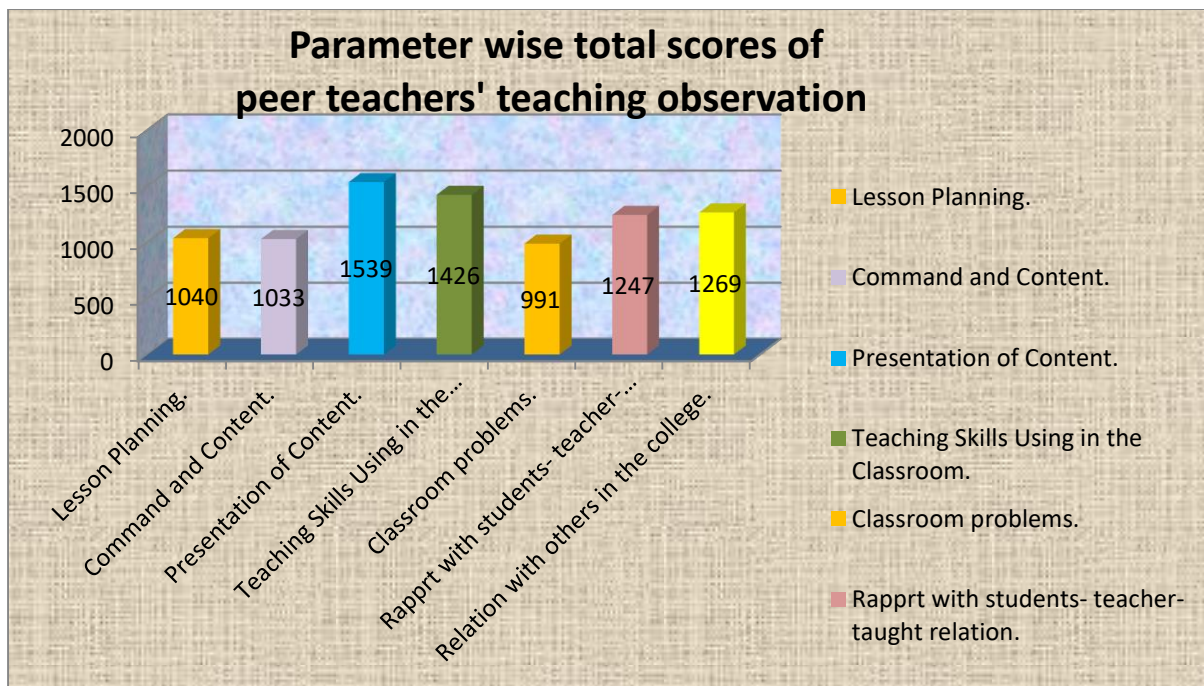


Figure 15. shows the parameter wise total scores of peer teachers' teaching observation

Overall analysis of peer teachers' teaching observation in different parameters through graph and table reveal that all the teachers have mastery on the content, mastery on the language, general knowledge and logical analysis and synthesis of content. They are very good in presenting the content matter in a systematic way. They have the ability to manage the class room problems. They have clarity in expression. They try to involve the students in their teaching through discussion method, question- answer method, project method and enquiry method. And due to which there is better understanding of the subject matter and there good academic achievement by the students. The graph also reveals that all the teachers are good in using teaching skills in the classroom. While teaching they may be using appropriate teaching method and technique, using suitable teaching aids, assigning home work to the students and evaluation of student's performance regularly. These may be due many years of teaching experience that the teachers have. Every time they try to impart new knowledge to the students. And due which there is good relationship between teacher and students and this is also one way to get good achievement. And also, the graph reveals there is good rapport established between teacher and students. This is because teachers provide freedom to student's initiation, they have sympathetic behavior with students and they provide guidance for students' problem. Overall study of the peer teachers' teaching observation reveals that all the teachers are sincere in their teaching. They make efforts to impart full knowledge to the students using different method and technique. Teachers update themselves with general knowledge so that the class teaching becomes more active and effective.

Sr Shila
PRINCIPAL
 URSULINE WOMEN'S TEACHERS'
 TRAINING COLLEGE
 LOHARDAGA, JHARKHAND-835302

Conclusion

A teacher is a highly valued personality in a society. It is a qualitative teacher who brings qualitative changes in the life of students who could in turn become the effective instruments in building up the nation. The success of the students depends on the teacher. The way she teaches and interacts with the students, shape the life of the students. Adopting this evaluation technique teachers are being motivated to change their teaching behavior and strategies for the good academic achievement of the students. Our institution has adopted this method in order to enhance the quality of teaching and modify the teachers' teaching behavior.

Sr Shila
PRINCIPAL
URSULINE WOMEN'S TEACHERS'
TRAINING COLLEGE
LOHARDAGA, JHARKHAND-835302